

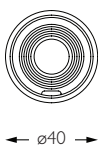
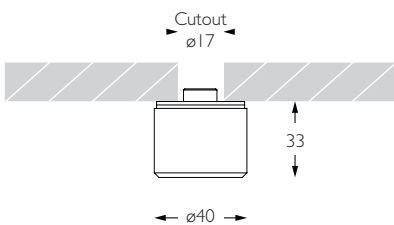
DOMINO 1 SURFACE

NARROW SPOT



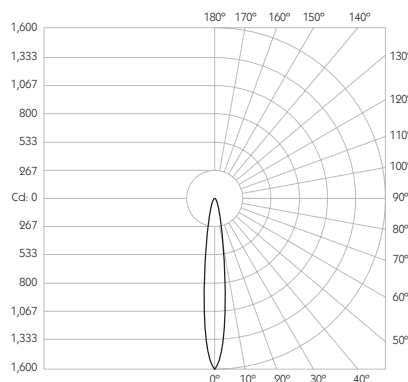
- Category** Interior use only IP20
- Material** Machined Aluminium
- Finish** Brushed Aluminium | Black | White | Custom
- Cutout** $\varnothing 17\text{mm}$
- Min. Ceiling Thickness** 5mm
- Accessories** Lenses
- System Power** 2.2W
- Module Output** 178lm
- Absolute Output** 164lm
- LOR** 93%
- Colour Temperature** 3000K*
- CRI** Ra: 95 **TM-30** Rf: 93 Rg: 99
- Optics** 12°
- Gear Type** Dimmable options available
- Weight** 64g

* Please enquire as to the availability of non-standard colour temperatures.



Domino 1 Surface is a low profile, surface-mounted 95CRI architectural luminaire. The minimal aesthetic, common across the Precision portfolio, ensures the luminaire blends into its architectural surroundings. The luminaire comes as standard in white, black and brushed aluminium finishes, and has five changeable optics for flexible distribution. The built-in, anti-reflective, magnetic accessory holder enables glare control and accommodates accessories up to 2mm thick. Domino 1 Surface is machined from aerospace grade 6063-T6 aluminium, delivering a lumen package of 178lm at 2.2W.

Product Photometry independently tested in accordance with LM-79



Height (m)	Beam Diameter (m)	Beam Length (m)	Illuminance (lx)
1m	0.21m	0.21m	1,566 lx
2m	0.42m	0.42m	392 lx
3m	0.63m	0.63m	174 lx
4m	0.84m	0.84m	98 lx
5m	1.05m	1.05m	63 lx

- IP 20
- LED
- 95 CRI
- 700 mA
- 2.2W
- 0.5m
- CE
- PART L
- 17
- Accessories Available



TZ-651-AL-309512

TZ-651-BK-309512

TZ-651-WH-309512



PRECISION LIGHTING

SALES@PRECISIONLIGHTING.CO.UK
WWW.PRECISIONLIGHTING.CO.UK

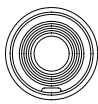
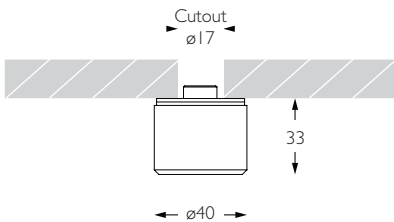
42 RIVERSIDE ROAD
LONDON SW17 0BA
t. +44 (0) 20 8947 6616
f. +44 (0) 20 8286 6626

FLOOD



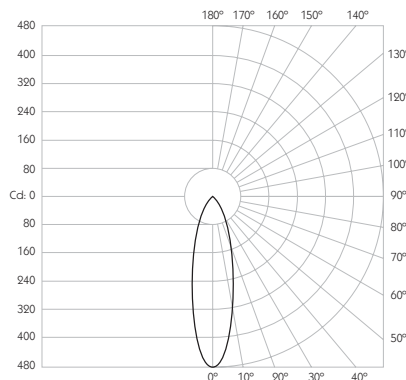
- Category** Interior use only IP20
- Material** Machined Aluminium
- Finish** Brushed Aluminium | Black | White | Custom
- Cutout** $\varnothing 17\text{mm}$
- Min. Ceiling Thickness** 5mm
- Accessories** Lenses
- System Power** 2.2W
- Module Output** 178lm
- Absolute Output** 150lm
- LOR** 84%
- Colour Temperature** 3000K*
- CRI** Ra: 95 **TM-30** Rf: 93 Rg: 99
- Optics** 30°
- Gear Type** Dimmable options available
- Weight** 64g

* Please enquire as to the availability of non-standard colour temperatures.



Domino 1 Surface is a low profile, surface-mounted 95CRI architectural luminaire. The minimal aesthetic, common across the Precision portfolio, ensures the luminaire blends into its architectural surroundings. The luminaire comes as standard in white, black and brushed aluminium finishes, and has five changeable optics for flexible distribution. The built-in, anti-reflective, magnetic accessory holder enables glare control and accommodates accessories up to 2mm thick. Domino 1 Surface is machined from aerospace grade 6063-T6 aluminium, delivering a lumen package of 178lm at 2.2W.

Product Photometry independently tested in accordance with LM-79



Height (m)	Beam Diameter (m)	Beam Length (m)	Illuminance (lx)
1m	0.54m	0.54m	470 lx
2m	1.07m	1.07m	118 lx
3m	1.61m	1.61m	52 lx
4m	2.14m	2.14m	29 lx
5m	2.68m	2.68m	19 lx

- IP 20
- LED
- 95 CRI
- 700 mA
- 2.2W
- 0.5m
- CE
- PART L
- 17
- Accessories Available



TZ-651-AL-309530

TZ-651-BK-309530

TZ-651-WH-309530

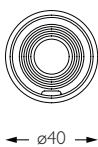
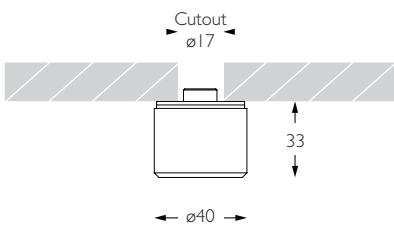


WIDE FLOOD



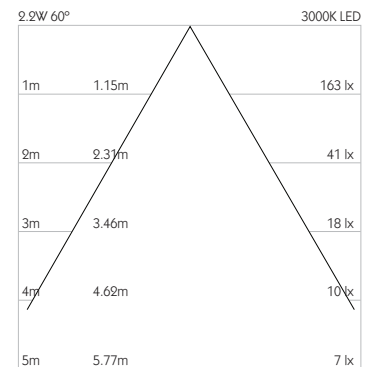
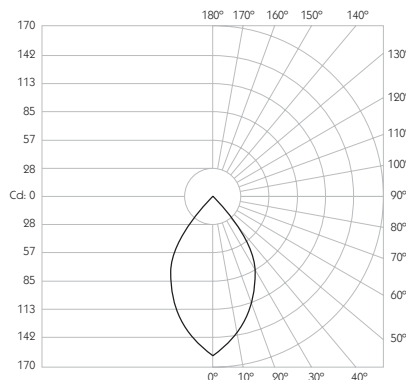
- Category** Interior use only IP20
- Material** Machined Aluminium
- Finish** Brushed Aluminium | Black | White | Custom
- Cutout** $\varnothing 17\text{mm}$
- Min. Ceiling Thickness** 5mm
- Accessories** Lenses
- System Power** 2.2W
- Module Output** 178lm
- Absolute Output** 163lm
- LOR** 92%
- Colour Temperature** 3000K*
- CRI** Ra: 95 **TM-30** Rf: 93 Rg: 99
- Optics** 60°
- Gear Type** Dimmable options available
- Weight** 64g

* Please enquire as to the availability of non-standard colour temperatures.



Domino 1 Surface is a low profile, surface-mounted 95CRI architectural luminaire. The minimal aesthetic, common across the Precision portfolio, ensures the luminaire blends into its architectural surroundings. The luminaire comes as standard in white, black and brushed aluminium finishes, and has five changeable optics for flexible distribution. The built-in, anti-reflective, magnetic accessory holder enables glare control and accommodates accessories up to 2mm thick. Domino 1 Surface is machined from aerospace grade 6063-T6 aluminium, delivering a lumen package of 178lm at 2.2W.

Product Photometry independently tested in accordance with LM-79





TZ-651-AL-309560

TZ-651-BK-309560

TZ-651-WH-309560

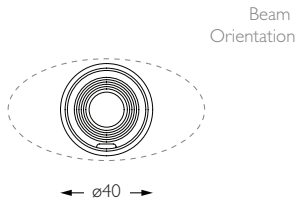
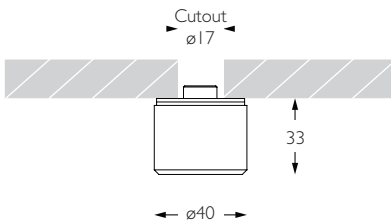


ELLIPSE

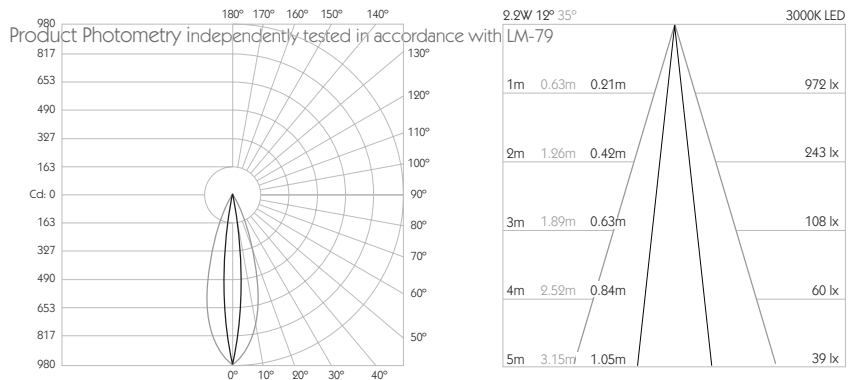


- Category** Interior use only IP20
- Material** Machined Aluminium
- Finish** Brushed Aluminium | Black | White | Custom
- Cutout** $\varnothing 17\text{mm}$
- Min. Ceiling Thickness** 5mm
- Accessories** Lenses
- System Power** 2.2W
- Module Output** 178lm
- Absolute Output** 163lm
- LOR** 92%
- Colour Temperature** 3000K*
- CRI** Ra: 95 **TM-30** Rf: 93 Rg: 99
- Optics** 12X35°
- Gear Type** Dimmable options available
- Weight** 64g

* Please enquire as to the availability of non-standard colour temperatures.



Domino 1 Surface is a low profile, surface-mounted 95CRI architectural luminaire. The minimal aesthetic, common across the Precision portfolio, ensures the luminaire blends into its architectural surroundings. The luminaire comes as standard in white, black and brushed aluminium finishes, and has five changeable optics for flexible distribution. The built-in, anti-reflective, magnetic accessory holder enables glare control and accommodates accessories up to 2mm thick. Domino 1 Surface is machined from aerospace grade 6063-T6 aluminium, delivering a lumen package of 178lm at 2.2W.



TZ-651-AL-3095E1

TZ-651-BK-3095E1

TZ-651-WH-3095E1

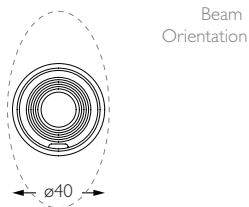
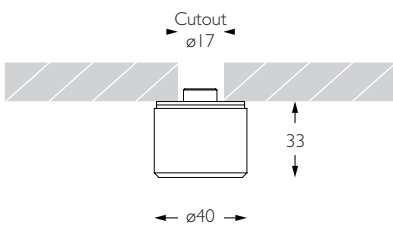


VERTICAL ELLIPSE



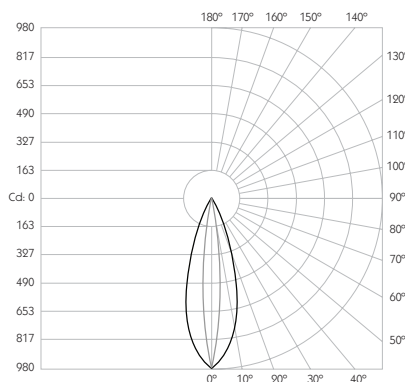
- Category** Interior use only IP20
- Material** Machined Aluminium
- Finish** Brushed Aluminium | Black | White | Custom
- Cutout** $\varnothing 17\text{mm}$
- Min. Ceiling Thickness** 5mm
- Accessories** Lenses
- System Power** 2.2W
- Module Output** 178lm
- Absolute Output** 163lm
- LOR** 92%
- Colour Temperature** 3000K*
- CRI** Ra: 95 **TM-30** Rf: 93 Rg: 99
- Optics** 35X12°
- Gear Type** Dimmable options available
- Weight** 64g

* Please enquire as to the availability of non-standard colour temperatures.



Domino 1 Surface is a low profile, surface-mounted 95CRI architectural luminaire. The minimal aesthetic, common across the Precision portfolio, ensures the luminaire blends into its architectural surroundings. The luminaire comes as standard in white, black and brushed aluminium finishes, and has five changeable optics for flexible distribution. The built-in, anti-reflective, magnetic accessory holder enables glare control and accommodates accessories up to 2mm thick. Domino 1 Surface is machined from aerospace grade 6063-T6 aluminium, delivering a lumen package of 178lm at 2.2W.

Product Photometry independently tested in accordance with LM-79



Distance (m)	Beam Diameter (m)	Beam Diameter (m)	Footcandle (lx)
1m	0.63m	0.21m	972 lx
2m	1.26m	0.42m	243 lx
3m	1.89m	0.63m	108 lx
4m	2.52m	0.84m	60 lx
5m	3.15m	1.05m	39 lx



TZ-651-AL-3095E2

TZ-651-BK-3095E2

TZ-651-WH-3095E2

