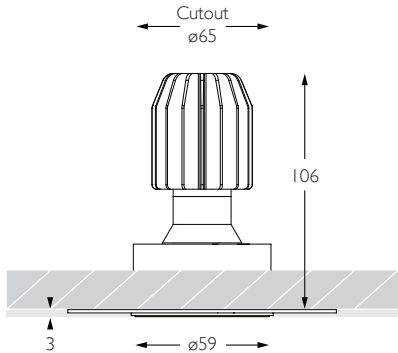


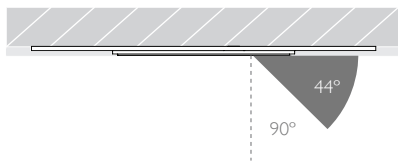
MINIMO 16 | ADJUSTABLE

Luminaires
spec sheet RCT-636

ULTRA NARROW SPOT | TRIMLESS | PINHOLE APERTURE

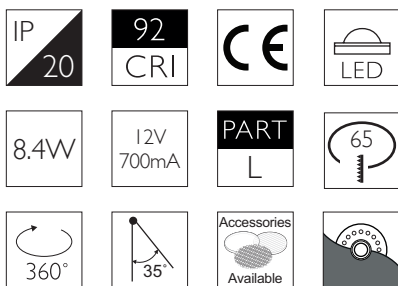


Glare Diagram



Cut Off: 44°

Glare Comfort Cut Off: 90°



Technical Description

Minimo 16 Adjustable is a compact recessed LED luminaire offering full adjustability with 360° pan and 35° tilt without breaking the ceiling line. Minimo 16 is perfect for use in colour-critical applications with 92CRI delivered from a single source LED module and available in two colour temperatures as standard. Tool-less, site changeable beam angles allow flexibility in varying environments. Machined from aerospace grade 6063-T6 aluminium, Minimo 16 Adjustable Trimless features a 33mm pinhole aperture for a minimal and extremely low glare solution. Minimo 16 Adjustable delivers a lumen package of 665lm at 8.4W.

Mechanical

Category Interior use only IP20

Material Machined Aluminium

Configuration Trimless | Pinhole Aperture

Cutout ø65mm

Ceiling Thickness 5mm min.

Ceiling Void 20mm above module

Pan 360° **Tilt** 35°

Weight 279g

Finishes

Finishes Black | White *

* Please enquire as to the availability of non-standard Finishes

Optical

System Power 8.4W

Module Output 665lm**

Absolute Output 656lm**

LOR 99%

Glare Cut Off 44°

Glare Comfort Cut Off 90°

** Photometry shown is correct for 3000K module. Please enquire for 2700K module output.

Colour Temperature 2700K | 3000K

CRI 92 Typ

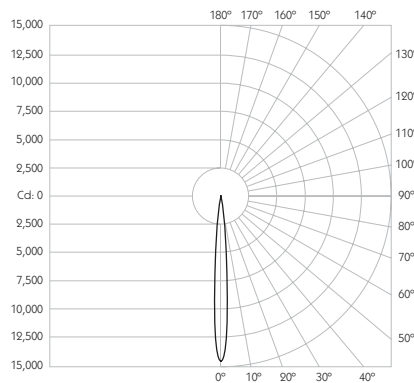
TM-30 Rf: 90 Rg: 99

Beam Angle 9°

Gear Type Dimmable Options Available

Gear Location Remote

Product Photometry independently tested in accordance with LM-79



| Distance | Beam Diameter | Illuminance (lx) |
|----------|---------------|------------------|
| 1m | 0.16m | 14,533 lx |
| 2m | 0.31m | 3,633 lx |
| 3m | 0.47m | 1,615 lx |
| 4m | 0.63m | 908 lx |
| 5m | 0.79m | 581 lx |

Luminaire Code

RCT-636

Finish

BK Black
WH White

CCT

27 2700K
30 3000K

CRI

92 92 CRI

Beam Angle

09 9° Ultra Narrow Spot

RCT-636

92

09

PRECISION
LIGHTING

SALES@PRECISIONLIGHTING.CO.UK

WWW.PRECISIONLIGHTING.CO.UK

42 RIVERSIDE ROAD
LONDON SW17 0BA

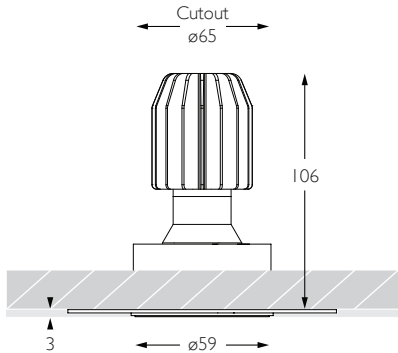
t. +44 (0) 20 8947 6616
f. +44 (0) 20 8286 6626

Version 10.16

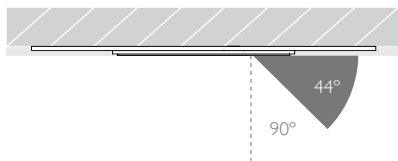
MINIMO 16 | ADJUSTABLE

Luminaires
spec sheet RCT-636

NARROW SPOT | TRIMLESS | PINHOLE APERTURE

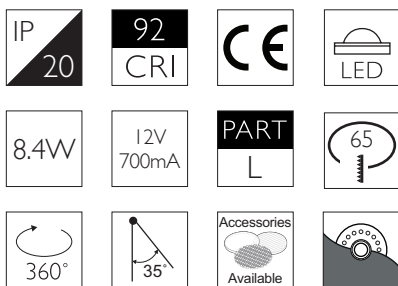


Glare Diagram



Cut Off: 44°

Glare Comfort Cut Off: 90°



Technical Description

Minimo 16 Adjustable is a compact recessed LED luminaire offering full adjustability with 360° pan and 35° tilt without breaking the ceiling line. Minimo 16 is perfect for use in colour-critical applications with 92CRI delivered from a single source LED module and available in two colour temperatures as standard. Tool-less, site changeable beam angles allow flexibility in varying environments. Machined from aerospace grade 6063-T6 aluminium, Minimo 16 Adjustable Trimless features a 33mm pinhole aperture for a minimal and extremely low glare solution. Minimo 16 Adjustable delivers a lumen package of 665lm at 8.4W.

Mechanical

Category Interior use only IP20

Material Machined Aluminium

Configuration Trimless | Pinhole Aperture

Cutout ø65mm

Ceiling Thickness 5mm min.

Ceiling Void 20mm above module

Pan 360° **Tilt** 35°

Weight 279g

Finishes

Finishes Black | White *

* Please enquire as to the availability of non-standard finishes

Optical

System Power 8.4W

Module Output 665lm**

Absolute Output 653lm**

LOR 98%

Glare Cut Off 44°

Glare Comfort Cut Off 90°

** Photometry shown is correct for 3000K module. Please enquire for 2700K module output.

Colour Temperature 2700K | 3000K

CRI 92 Typ

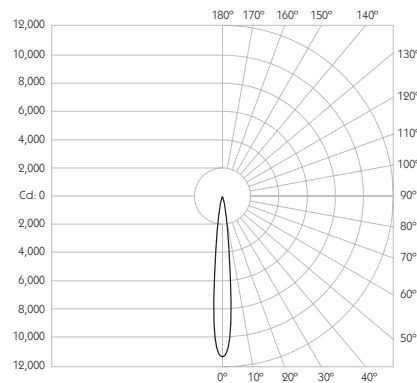
TM-30 Rf: 90 Rg: 99

Beam Angle 11°

Gear Type Dimmable Options Available

Gear Location Remote

Product Photometry independently tested in accordance with LM-79



| Distance (m) | Beam Diameter (m) | Illuminance (lx) |
|--------------|-------------------|------------------|
| 1m | 0.19m | 11,164 lx |
| 2m | 0.39m | 2,791 lx |
| 3m | 0.58m | 1,240 lx |
| 4m | 0.77m | 698 lx |
| 5m | 0.96m | 447 lx |

Luminaire Code

RCT-636

Finish

BK

Black

WH

White

CCT

27

2700K

30

3000K

CRI

92

92 CRI

Beam Angle

11

11° Narrow Spot

RCT-636

92

11

PRECISION
LIGHTING

SALES@PRECISIONLIGHTING.CO.UK

WWW.PRECISIONLIGHTING.CO.UK

42 RIVERSIDE ROAD
LONDON SW17 0BA

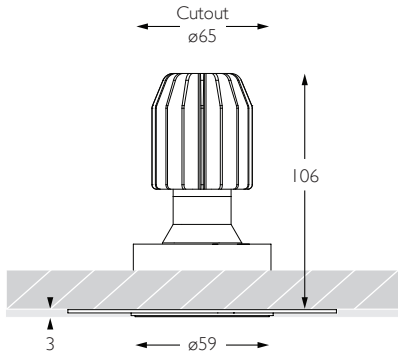
t. +44 (0) 20 8947 6616
f. +44 (0) 20 8286 6626

Version 10.16

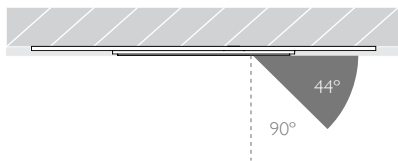
MINIMO 16 | ADJUSTABLE

Luminaires
spec sheet RCT-636

SPOT | TRIMLESS | PINHOLE APERTURE

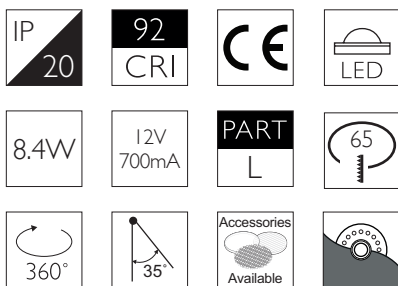


Glare Diagram



Cut Off: 44°

Glare Comfort Cut Off: 90°



Technical Description

Minimo 16 Adjustable is a compact recessed LED luminaire offering full adjustability with 360° pan and 35° tilt without breaking the ceiling line. Minimo 16 is perfect for use in colour-critical applications with 92CRI delivered from a single source LED module and available in two colour temperatures as standard. Tool-less, site changeable beam angles allow flexibility in varying environments. Machined from aerospace grade 6063-T6 aluminium, Minimo 16 Adjustable Trimless features a 33mm pinhole aperture for a minimal and extremely low glare solution. Minimo 16 Adjustable delivers a lumen package of 665lm at 8.4W.

Mechanical

Category Interior use only IP20

Material Machined Aluminium

Configuration Trimless | Pinhole Aperture

Cutout ø65mm

Ceiling Thickness 5mm min.

Ceiling Void 20mm above module

Pan 360° **Tilt** 35°

Weight 279g

Finishes

Finishes Black | White *

* Please enquire as to the availability of non-standard Finishes

Optical

System Power 8.4W

Module Output 665lm**

Absolute Output 656lm**

LOR 99%

Glare Cut Off 44°

Glare Comfort Cut Off 90°

** Photometry shown is correct for 3000K module. Please enquire for 2700K module output.

Colour Temperature 2700K | 3000K

CRI 92 Typ

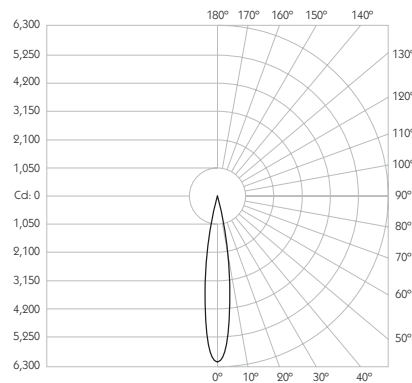
TM-30 Rf: 90 Rg: 99

Beam Angle 15°

Gear Type Dimmable Options Available

Gear Location Remote

Product Photometry independently tested in accordance with LM-79



| 8.4W 15° | | 3000K LED | |
|----------|-------|-----------|--|
| 1m | 0.26m | 6,047 lx | |
| 2m | 0.53m | 1,152 lx | |
| 3m | 0.79m | 672 lx | |
| 4m | 1.05m | 378 lx | |
| 5m | 1.32m | 242 lx | |

Luminaire Code

RCT-636

Finish

BK

Black

WH

White

CCT

27

2700K

30

3000K

CRI

92

92 CRI

Beam Angle

15

15° Spot

RCT-636

92

15

PRECISION
LIGHTING

SALES@PRECISIONLIGHTING.CO.UK

WWW.PRECISIONLIGHTING.CO.UK

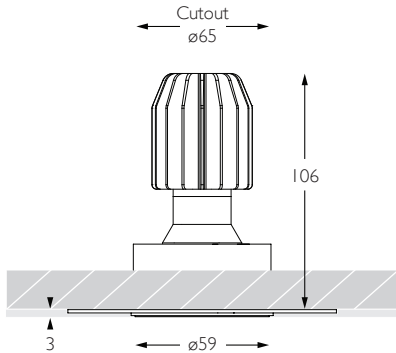
42 RIVERSIDE ROAD
LONDON SW17 0BA

t. +44 (0) 20 8947 6616
f. +44 (0) 20 8286 6626

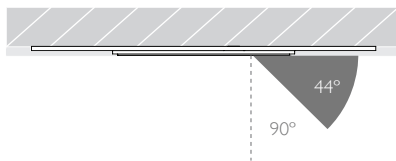
MINIMO 16 | ADJUSTABLE

Luminaires
spec sheet RCT-636

FLOOD | TRIMLESS | PINHOLE APERTURE

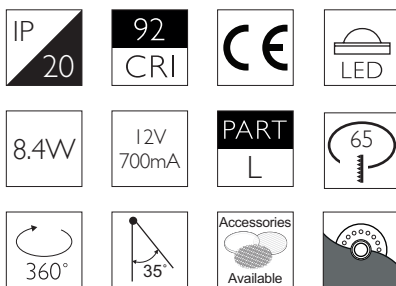


Glare Diagram



Cut Off: 44°

Glare Comfort Cut Off: 90°



Technical Description

Minimo 16 Adjustable is a compact recessed LED luminaire offering full adjustability with 360° pan and 35° tilt without breaking the ceiling line. Minimo 16 is perfect for use in colour-critical applications with 92CRI delivered from a single source LED module and available in two colour temperatures as standard. Tool-less, site changeable beam angles allow flexibility in varying environments. Machined from aerospace grade 6063-T6 aluminium, Minimo 16 Adjustable Trimless features a 33mm pinhole aperture for a minimal and extremely low glare solution. Minimo 16 Adjustable delivers a lumen package of 665lm at 8.4W.

Mechanical

Category Interior use only IP20

Material Machined Aluminium

Configuration Trimless | Pinhole Aperture

Cutout ø65mm

Ceiling Thickness 5mm min.

Ceiling Void 20mm above module

Pan 360° **Tilt** 35°

Weight 279g

Finishes

Finishes Black | White *

* Please enquire as to the availability of non-standard Finishes

Optical

System Power 8.4W

Module Output 665lm**

Absolute Output 569lm**

LOR 86%

Glare Cut Off 44°

Glare Comfort Cut Off 90°

** Photometry shown is correct for 3000K module. Please enquire for 2700K module output.

Colour Temperature 2700K | 3000K

CRI 92 Typ

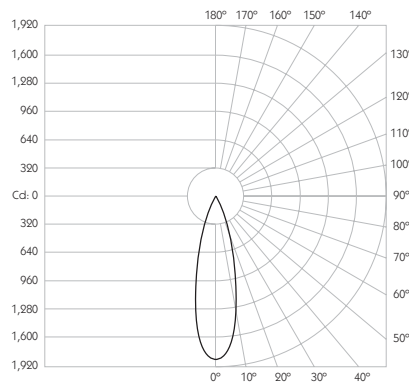
TM-30 Rf: 90 Rg: 99

Beam Angle 25°

Gear Type Dimmable Options Available

Gear Location Remote

Product Photometry independently tested in accordance with LM-79



| Distance (m) | Beam Diameter (m) | Footcandle (lx) |
|--------------|-------------------|-----------------|
| 1m | 0.44m | 1,834 lx |
| 2m | 0.89m | 458 lx |
| 3m | 1.33m | 204 lx |
| 4m | 1.77m | 115 lx |
| 5m | 2.22m | 73 lx |

Luminaire Code

RCT-636

Finish

BK

Black

WH

White

CCT

27

2700K

30

3000K

CRI

92

92 CRI

Beam Angle

25

25° Flood

RCT-636

92

25

PRECISION
LIGHTING

SALES@PRECISIONLIGHTING.CO.UK

WWW.PRECISIONLIGHTING.CO.UK

42 RIVERSIDE ROAD
LONDON SW17 0BA

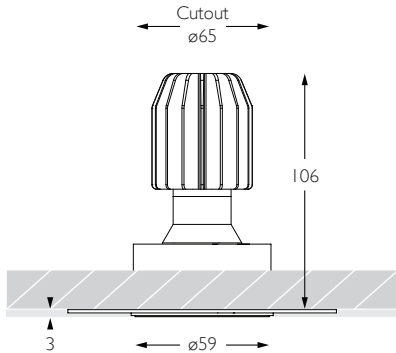
t. +44 (0) 20 8947 6616
f. +44 (0) 20 8286 6626

Version 10.16

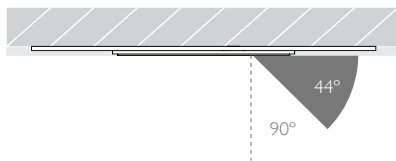
MINIMO 16 | ADJUSTABLE

Luminaires
spec sheet RCT-636

WIDE FLOOD | TRIMLESS | PINHOLE APERTURE

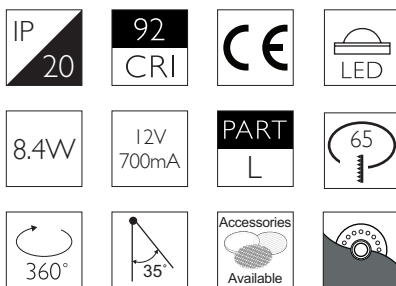


Glare Diagram



Cut Off: 44°

Glare Comfort Cut Off: 90°



Technical Description

Minimo 16 Adjustable is a compact recessed LED luminaire offering full adjustability with 360° pan and 35° tilt without breaking the ceiling line. Minimo 16 is perfect for use in colour-critical applications with 92CRI delivered from a single source LED module and available in two colour temperatures as standard. Tool-less, site changeable beam angles allow flexibility in varying environments. Machined from aerospace grade 6063-T6 aluminium, Minimo 16 Adjustable Trimless features a 33mm pinhole aperture for a minimal and extremely low glare solution. Minimo 16 Adjustable delivers a lumen package of 665lm at 8.4W.

Mechanical

Category Interior use only IP20

Material Machined Aluminium

Configuration Trimless | Pinhole Aperture

Cutout ø65mm

Ceiling Thickness 5mm min.

Ceiling Void 20mm above module

Pan 360° **Tilt** 35°

Weight 279g

Finishes

Finishes Black | White *

* Please enquire as to the availability of non-standard Finishes

Optical

System Power 8.4W

Module Output 665lm**

Absolute Output 544lm**

LOR 82%

Glare Cut Off 44°

Glare Comfort Cut Off 90°

** Photometry shown is correct for 3000K module. Please enquire for 2700K module output.

Colour Temperature 2700K | 3000K

CRI 92 Typ

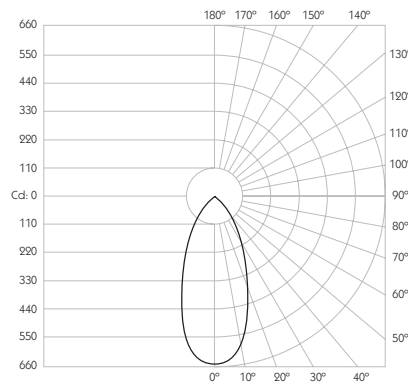
TM-30 Rf: 90 Rg: 99

Beam Angle 45°

Gear Type Dimmable Options Available

Gear Location Remote

Product Photometry independently tested in accordance with LM-79



| Distance (m) | Beam Diameter (m) | Illuminance (lx) |
|--------------|-------------------|------------------|
| 1m | 0.83m | 609 lx |
| 2m | 1.66m | 152 lx |
| 3m | 2.49m | 68 lx |
| 4m | 3.31m | 38 lx |
| 5m | 4.14m | 24 lx |

Luminaire Code

RCT-636

Finish

BK Black
WH White

CCT

27 2700K
30 3000K

CRI

92 92 CRI

Beam Angle

45 45° Wide Flood

RCT-636

92

45

PRECISION
LIGHTING

SALES@PRECISIONLIGHTING.CO.UK

WWW.PRECISIONLIGHTING.CO.UK

42 RIVERSIDE ROAD
LONDON SW17 0BA

t. +44 (0) 20 8947 6616
f. +44 (0) 20 8286 6626