

Category Interior use only IP20
Material Machined Aluminium I Drawn Brass
Finish Brushed Aluminium I Rubbed Bronze
System Jack Plug Connector
Rating 500W Max at 12V
Standard Length 2m lengths [can be cut on site]
Weight AL - 215g/m I RB - 670g/m
Max. Span Between Supports 1.2m
Min. Curve Diameter 0.5m

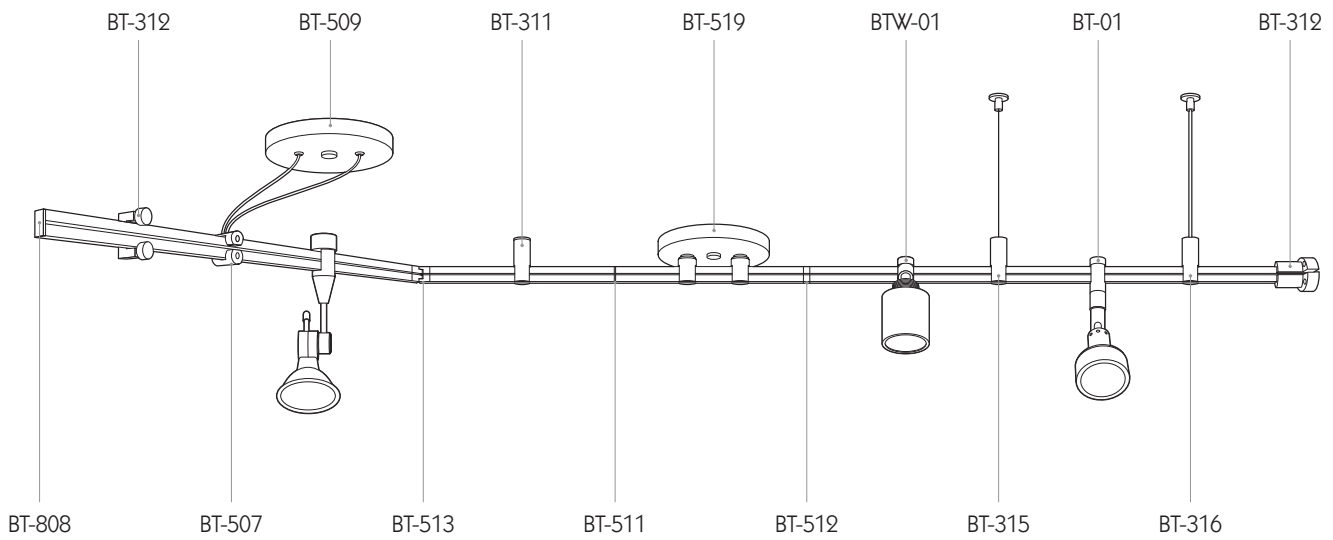
The Basis Track is a versatile low voltage lighting system with clean minimal lines that complement any architectural style or interior design. It can form complex shapes using the comprehensive range of available hardware, and can be factory curved to a specific form. Basis Track is available in both brushed aluminium and rubbed bronze finishes, allowing our modern lighting systems to blend discreetly into more traditional environments. There are two track adaptors available for wall or ceiling mounting.

The jack plug system allows the luminaires to be easily removed for cleaning or relamping. The luminaires click into the jack plug socket, the threaded jacket then screws into position to lock the connection in place. Once fixed, the luminaires are free to rotate or alternatively, can be secured in place using two locking pins.



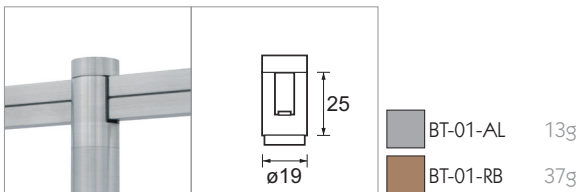
	EVO	EVO R	EVO S	RETRO	MICROSPOT C	MICROSPOT S	MICROSPOT L	RADAR	ROTOR	DEMILUMEN	MAXILUMEN
Grey	•	•	•	•	•	•	•	•	•	•	•
Black	•	•	•	•	•	•	•	•	•	•	•
White	•	•	•	•	•	•	•	•	•	•	•

Notes



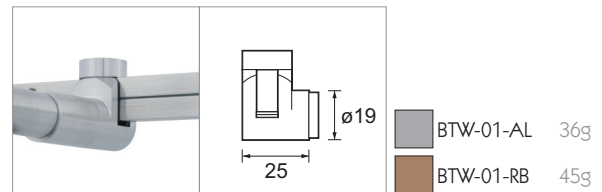
BT Connector

Adaptor for connecting luminaires to the track.



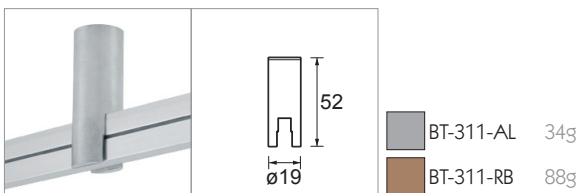
BTW Connector

Adaptor for connecting luminaires perpendicular to track.



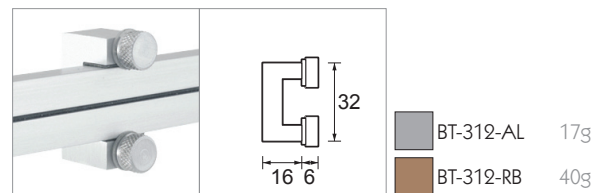
Ceiling Anchor

For attaching the track directly to the ceiling.



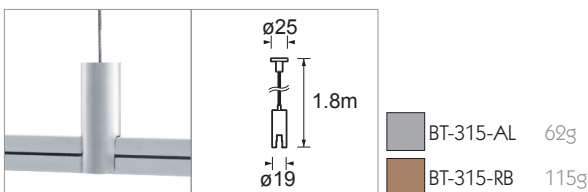
Wall Anchor

For attaching the track directly to the wall.



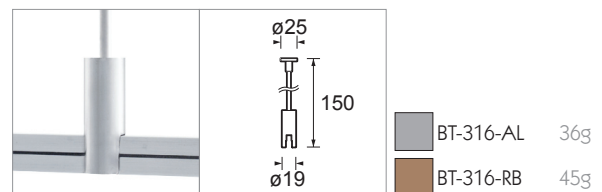
Ceiling Mount Cable

For suspending the track from high ceilings. Variable drop.



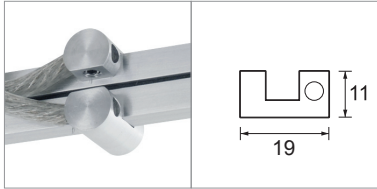
Ceiling Mount Rod



For suspending the track from ceilings. Custom length available.



Power Bolt

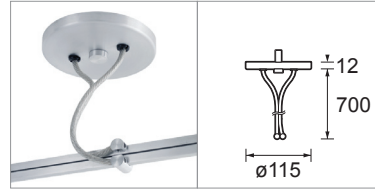
Attaches the power feed cable to the track.





	BT-507-AL	12g 500VA
	BT-507-RB	28g 500VA

Power Canopy

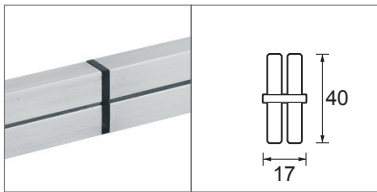
Feeds power to the track through the ceiling. Longer cable available.




	BT-509-AL	400g 500VA
	BT-509-RB	550g 500VA

Isolator

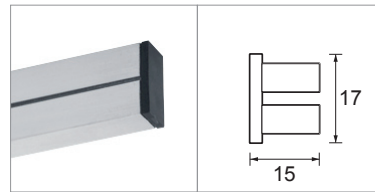
Connects two sections of track whilst isolating them electrically.



	BT-511-BK	2g
---	-----------	----

End Cap


Black decorative cap covers the ends of Basis Track.





	BT-808-BK	1g
---	-----------	----

Coupler


Connects two track lengths together mechanically and electrically.





	BT-512-AL	10g
	BT-512-RB	22g

Adjustable Coupler


90° adjustability from the perpendicular.





	BT-513-AL	15g
	BT-513-RB	41g

Power Anchor

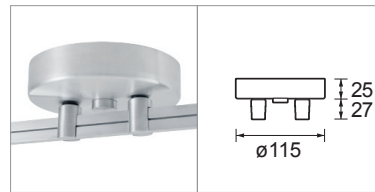
Enables power to be fed discreetly through the wall.





	BT-514-AL	62g
	BT-514-RB	150g

Direct Feed Canopy


Feeds power to the track directly from the ceiling. Use with BT-311.





	BT-519-AL	175g 300VA
	BT-519-RB	355g 300VA

Basis Track

General purpose low voltage track for wall or ceiling mounting.



	BT-505-AL	215g/m
	BT-505-RB	670g/m