

# MINIMO 16 FIXED TRIMLESS

## 11° ULTRA NARROW BEAM



### TECHNICAL DESCRIPTION

Minimo 16 Fixed Trimless is a Constant Current single source LED downlight that is machined from aerospace grade aluminium 6063-T6 and comes as standard in white and black along with a range of premium finishes. It has five site-changeable optics for flexible beam distribution. The ultra narrow beam in our 8.40W 700lm module has a peak intensity of 12512cd. The integral accessory holder can accommodate 32mm lenses and louvers.

### MECHANICAL & ELECTRICAL

**CATEGORY** IP20

**MATERIAL** Machined AL 6063-T6

**PAN** N/A

**TILT** N/A

**LOCKABLE** N/A

**WEIGHT** 249g | 0.55lb

**WATTAGE** 8.40W

**FORWARD VOLTAGE** 12V

**DRIVE CURRENT** 700mA

**SUPPLY TYPE** Constant Current

**DRIVER LOCATION** Remote

**DIMMING** DALI | 0-10V | 1-10V | Casambi

### MOUNTING

**MOUNTING** Recessed

**CEILING THICKNESS** min 5mm (0.20")

**CUTOUT** ø76mm (3.00")

**MIN CEILING VOID** 20mm (0.79") clearance above

### FINISHES

**FINISHES** White RAL9010 | Black RAL9005 | Matt Gold Paint

\*Premium & custom finishes are built & finished to order. These are subject to an extended lead time & MOQ.

### OPTICAL & STANDARDS

**NOMINAL LUMENS** 700lm

**DELIVERED LUMENS** 661lm

**COLOUR TEMPERATURE** 2700K | 3000K

**ACCESSORY HOLDER** Integral

**ACCESSORIES** Louver | Lenses 32mm

**TM65** 13.09kgCO2e

**TM66** 2.2

**BEAM ANGLE** 11°

**CRI** 92 TYP

**TM-30** RF: 90 RG: 99

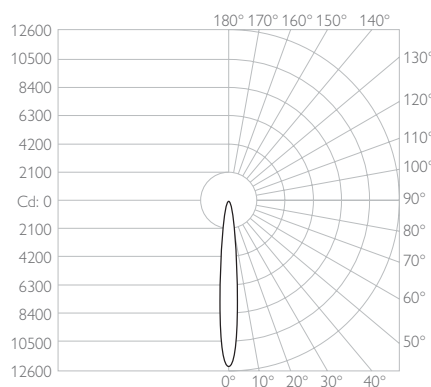
**WARRANTY** 5 Years

**LIFETIME** L90B10 100,000hrs

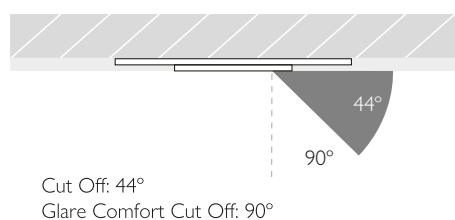
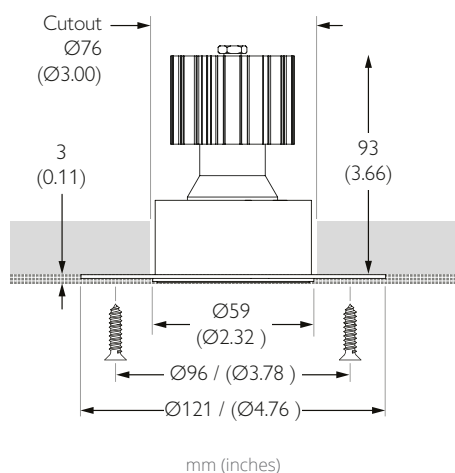
**STANDARDS**



Photometry shown is for 3000K module. Please enquire for other CCT photometry.



Distance	Beam Diameter	Beam Angle	Beam Diameter	Beam Angle
1m	0.19m	12512lx	1390fc	0.6ft
2m	0.39m	3128lx	348fc	1.2ft
3m	0.58m	1390lx	154fc	1.7ft
4m	0.77m	782lx	87fc	2.3ft
5m	0.96m	500lx	56fc	2.9ft
			39fc	3.5ft



### FINISH

### LED CCT

### BEAM ANGLE

RCT-631

XW White RAL9010

XB Black RAL9005

XG Matt Gold Paint\*

2792 2700K 92CRI

3092 3000K 92CRI

4092 4000K 92CRI

UN Ultra Narrow

NA Narrow

ME Medium

FL Flood


WF Wide Flood

Example Code: RCT-631-XW-3092NA

\*Premium & custom finishes are built to order, subject to an extended lead time & MOQ

# MINIMO 16 FIXED TRIMLESS

14° NARROW BEAM



## TECHNICAL DESCRIPTION

Minimo 16 Fixed Trimless is a Constant Current single source LED downlight that is machined from aerospace grade aluminium 6063-T6 and comes as standard in white and black along with a range of premium finishes. It has five site-changeable optics for flexible beam distribution. The narrow beam in our 8.40W 700lm module has a peak intensity of 8971cd. The integral accessory holder can accommodate 32mm lenses and louvers.

## MECHANICAL & ELECTRICAL

**CATEGORY** IP20

**MATERIAL** Machined AL 6063-T6

**PAN** N/A

**TILT** N/A

**LOCKABLE** N/A

**WEIGHT** 249g | 0.55lb

**WATTAGE** 8.40W

**FORWARD VOLTAGE** 12V

**DRIVE CURRENT** 700mA

**SUPPLY TYPE** Constant Current

**DRIVER LOCATION** Remote

**DIMMING** DALI | 0-10V | 1-10V | Casambi

## MOUNTING

**MOUNTING** Recessed

**CEILING THICKNESS** min 5mm (0.20")

**CUTOUT** ø76mm (3.00")

**MIN CEILING VOID** 20mm (0.79") clearance above

## FINISHES

**FINISHES** White RAL9010 | Black RAL9005 | Matt Gold Paint

\*Premium & custom finishes are built & finished to order. These are subject to an extended lead time & MOQ.

## OPTICAL & STANDARDS

**NOMINAL LUMENS** 700lm

**DELIVERED LUMENS** 650lm

**COLOUR TEMPERATURE** 2700K | 3000K

**ACCESSORY HOLDER** Integral

**ACCESSORIES** Louver | Lenses 32mm

**TM65** 13.09kgCO2e

**TM66** 2.2

**BEAM ANGLE** 14°

**CRI** 92 TYP

**TM-30** RF: 90 RG: 99

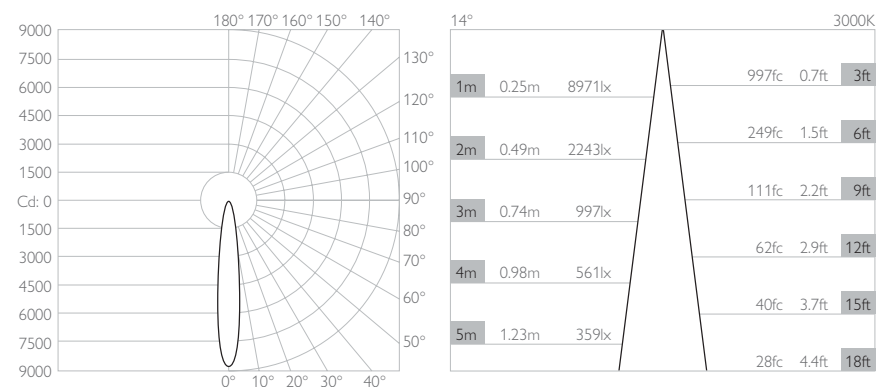
**WARRANTY** 5 Years

**LIFETIME** L90B10 100,000hrs

**STANDARDS**



Photometry shown is for 3000K module. Please enquire for other CCT photometry.



## FINISH

## LED CCT

## BEAM ANGLE

RCT-631

XW White RAL9010

XB Black RAL9005

XG Matt Gold Paint\*

2792 2700K 92CRI

3092 3000K 92CRI

4092 4000K 92CRI

UN Ultra Narrow

NA Narrow

ME Medium

FL Flood


WF Wide Flood

Example Code: RCT-631-XW-3092NA

\*Premium & custom finishes are built to order, subject to an extended lead time & MOQ

# MINIMO 16 FIXED TRIMLESS

## 18° MEDIUM BEAM



### TECHNICAL DESCRIPTION

Minimo 16 Fixed Trimless is a Constant Current single source LED downlight that is machined from aerospace grade aluminium 6063-T6 and comes as standard in white and black along with a range of premium finishes. It has five site-changeable optics for flexible beam distribution. The medium beam in our 8.40W 700lm module has a peak intensity of 5754cd. The integral accessory holder can accommodate 32mm lenses and louvers.

### MECHANICAL & ELECTRICAL

**CATEGORY** IP20

**MATERIAL** Machined AL 6063-T6

**PAN** N/A

**TILT** N/A

**LOCKABLE** N/A

**WEIGHT** 249g | 0.55lb

**WATTAGE** 8.40W

**FORWARD VOLTAGE** 12V

**DRIVE CURRENT** 700mA

**SUPPLY TYPE** Constant Current

**DRIVER LOCATION** Remote

**DIMMING** DALI | 0-10V | 1-10V | Casambi

### MOUNTING

**MOUNTING** Recessed

**CEILING THICKNESS** min 5mm (0.20")

**CUTOUT** ø76mm (3.00")

**MIN CEILING VOID** 20mm (0.79") clearance above

### FINISHES

**FINISHES** White RAL9010 | Black RAL9005 | Matt Gold Paint

\*Premium & custom finishes are built & finished to order. These are subject to an extended lead time & MOQ.

### OPTICAL & STANDARDS

**NOMINAL LUMENS** 700lm

**DELIVERED LUMENS** 643lm

**COLOUR TEMPERATURE** 2700K | 3000K

**ACCESSORY HOLDER** Integral

**ACCESSORIES** Louver | Lenses 32mm

**TM65** 13.09kgCO<sub>2</sub>e

**TM66** 2.2

**BEAM ANGLE** 18°

**CRI** 92 TYP

**TM-30** RF: 90 RG: 99

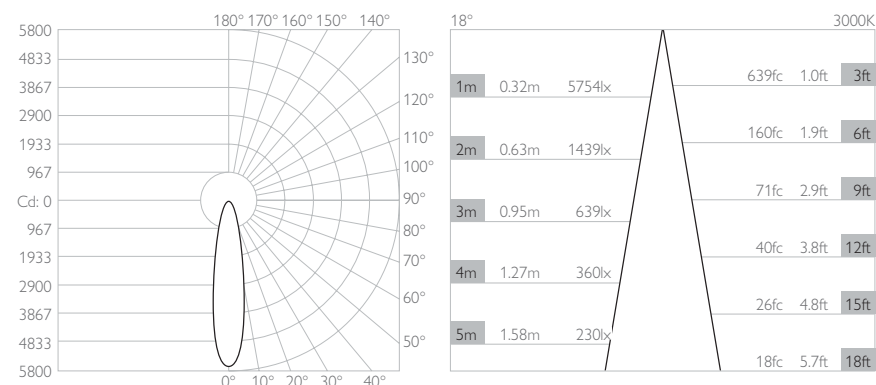
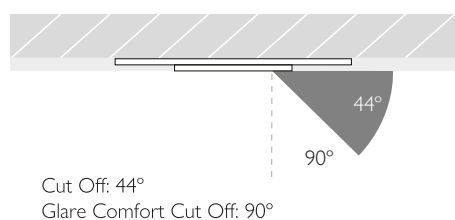
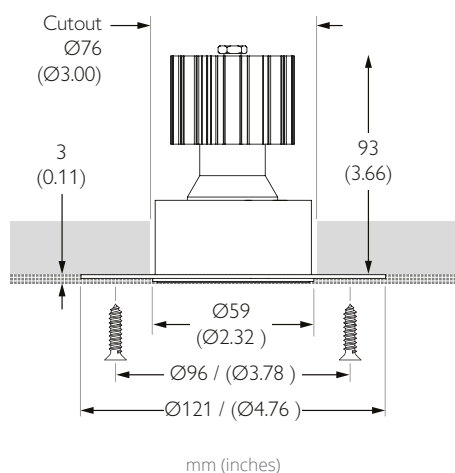
**WARRANTY** 5 Years

**LIFETIME** L90B10 100,000hrs

**STANDARDS**



Photometry shown is for 3000K module. Please enquire for other CCT photometry.



### FINISH

### LED CCT

### BEAM ANGLE

RCT-631

XW White RAL9010

XB Black RAL9005

XG Matt Gold Paint\*

2792 2700K 92CRI

3092 3000K 92CRI

4092 4000K 92CRI

UN Ultra Narrow

NA Narrow

ME Medium

FL Flood


WF Wide Flood

Example Code: RCT-631-XW-3092NA

\*Premium & custom finishes are built to order, subject to an extended lead time & MOQ

# MINIMO 16 FIXED TRIMLESS

## 30° FLOOD BEAM



### TECHNICAL DESCRIPTION

Minimo 16 Fixed Trimless is a Constant Current single source LED downlight that is machined from aerospace grade aluminium 6063-T6 and comes as standard in white and black along with a range of premium finishes. It has five site-changeable optics for flexible beam distribution. The flood beam in our 8.40W 700lm module has a peak intensity of 1813cd. The integral accessory holder can accommodate 32mm lenses and louvers.

### MECHANICAL & ELECTRICAL

**CATEGORY** IP20

**MATERIAL** Machined AL 6063-T6

**PAN** N/A

**TILT** N/A

**LOCKABLE** N/A

**WEIGHT** 249g | 0.55lb

**WATTAGE** 8.40W

**FORWARD VOLTAGE** 12V

**DRIVE CURRENT** 700mA

**SUPPLY TYPE** Constant Current

**DRIVER LOCATION** Remote

**DIMMING** DALI | 0-10V | 1-10V | Casambi

### MOUNTING

**MOUNTING** Recessed

**CEILING THICKNESS** min 5mm (0.20")

**CUTOUT** ø76mm (3.00")

**MIN CEILING VOID** 20mm (0.79") clearance above

### FINISHES

**FINISHES** White RAL9010 | Black RAL9005 | Matt Gold Paint

\*Premium & custom finishes are built & finished to order. These are subject to an extended lead time & MOQ.

### OPTICAL & STANDARDS

**NOMINAL LUMENS** 700lm

**DELIVERED LUMENS** 555lm

**COLOUR TEMPERATURE** 2700K | 3000K

**ACCESSORY HOLDER** Integral

**ACCESSORIES** Louver | Lenses 32mm

**TM65** 13.09kgCO2e

**TM66** 2.2

**BEAM ANGLE** 30°

**CRI** 92 TYP

**TM-30** RF: 90 RG: 99

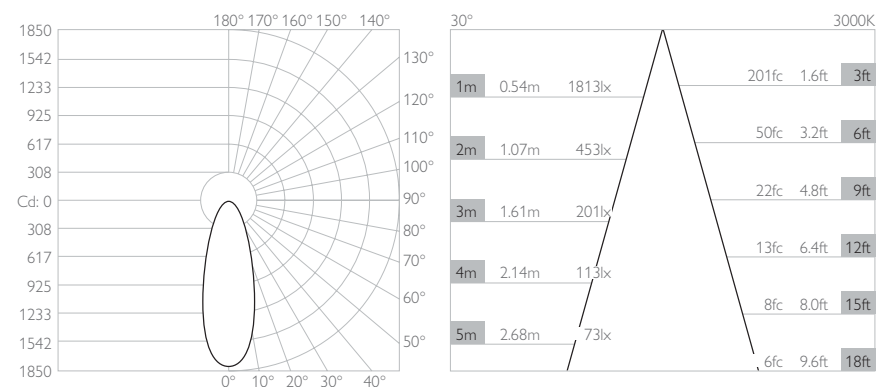
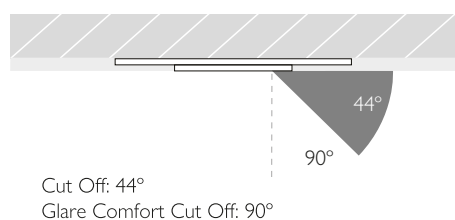
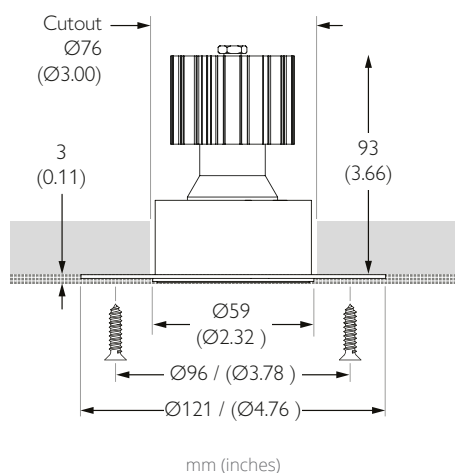
**WARRANTY** 5 Years

**LIFETIME** L90B10 100,000hrs

**STANDARDS**



Photometry shown is for 3000K module. Please enquire for other CCT photometry.



### FINISH

### LED CCT

### BEAM ANGLE

RCT-631

XW White RAL9010

XB Black RAL9005

XG Matt Gold Paint\*

2792 2700K 92CRI

3092 3000K 92CRI

4092 4000K 92CRI

UN Ultra Narrow

NA Narrow

ME Medium

FL Flood


WF Wide Flood

Example Code: RCT-631-XW-3092NA

\*Premium & custom finishes are built to order, subject to an extended lead time & MOQ

# MINIMO 16 FIXED TRIMLESS

## 50° WIDE FLOOD BEAM



### TECHNICAL DESCRIPTION

Minimo 16 Fixed Trimless is a Constant Current single source LED downlight that is machined from aerospace grade aluminium 6063-T6 and comes as standard in white and black along with a range of premium finishes. It has five site-changeable optics for flexible beam distribution. The wide flood beam in our 8.40W 700lm module has a peak intensity of 660cd. The integral accessory holder can accommodate 32mm lenses and louvers.

### MECHANICAL & ELECTRICAL

**CATEGORY** IP20

**MATERIAL** Machined AL 6063-T6

**PAN** N/A

**TILT** N/A

**LOCKABLE** N/A

**WEIGHT** 249g | 0.55lb

**WATTAGE** 8.40W

**FORWARD VOLTAGE** 12V

**DRIVE CURRENT** 700mA

**SUPPLY TYPE** Constant Current

**DRIVER LOCATION** Remote

**DIMMING** DALI | 0-10V | 1-10V | Casambi

### MOUNTING

**MOUNTING** Recessed

**CEILING THICKNESS** min 5mm (0.20")

**CUTOUT** ø76mm (3.00")

**MIN CEILING VOID** 20mm (0.79") clearance above

### FINISHES

**FINISHES** White RAL9010 | Black RAL9005 | Matt Gold Paint

\*Premium & custom finishes are built & finished to order. These are subject to an extended lead time & MOQ.

### OPTICAL & STANDARDS

**NOMINAL LUMENS** 700lm

**DELIVERED LUMENS** 546lm

**COLOUR TEMPERATURE** 2700K | 3000K

**ACCESSORY HOLDER** Integral

**ACCESSORIES** Louver | Lenses 32mm

**TM65** 13.09kgCO2e

**TM66** 2.2

**BEAM ANGLE** 50°

**CRI** 92 TYP

**TM-30** RF: 90 RG: 99

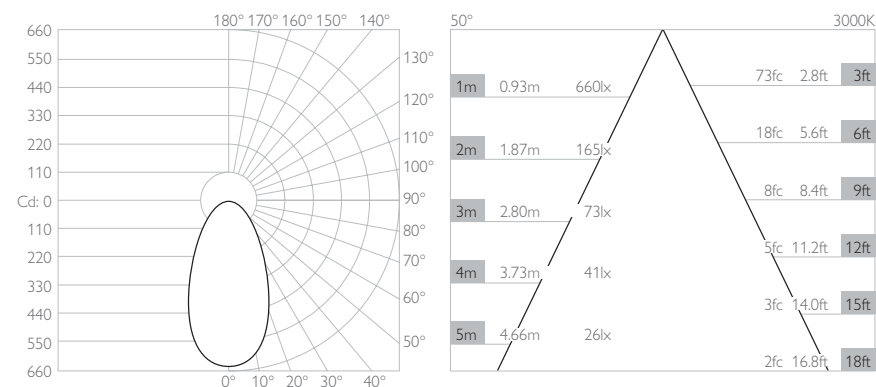
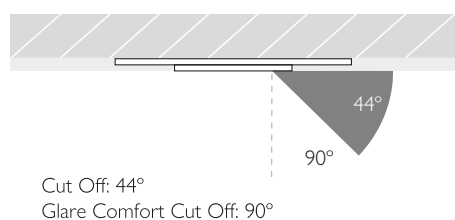
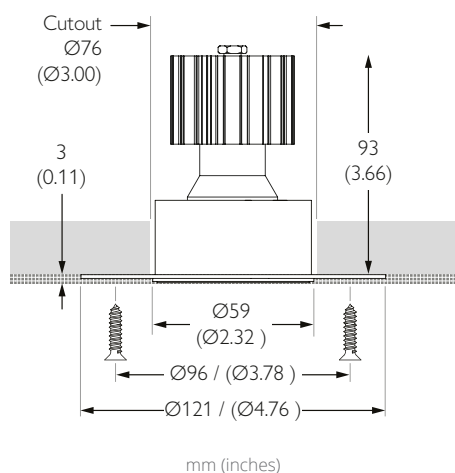
**WARRANTY** 5 Years

**LIFETIME** L90B10 100,000hrs

**STANDARDS**



Photometry shown is for 3000K module. Please enquire for other CCT photometry.



### FINISH

### LED CCT

### BEAM ANGLE

RCT-631

XW White RAL9010

XB Black RAL9005

XG Matt Gold Paint\*

2792 2700K 92CRI

3092 3000K 92CRI

4092 4000K 92CRI

UN Ultra Narrow

NA Narrow

ME Medium

FL Flood

WF Wide Flood

Example Code: RCT-631-XW-3092NA

\*Premium & custom finishes are built to order, subject to an extended lead time & MOQ

## MINIMO PRO - INTENSE LIGHT ENGINE

### DRIVER COMPATIBILITY

#### 20W | DIMMING: DALI OR 0-10V

NO. OF LIGHTS PER DRIVER 1 to 2 in series

MIN DIM LEVEL 0.1%

VOLTAGE REGION 230V

FOR NORTH AMERICA No


WATTAGE 20W

SUPPLY TYPE Constant Current

DRIVER LOCATION Remote

MANUFACTURER Eldoled

PASS THROUGH CUTOUT Yes



DALI CODE PSCC-20-700-D-EL

0-10V CODE PSCC-20-700-A-EL

LENGTH 160mm (6.30") WIDTH 41mm (1.63")

HEIGHT 30mm (1.18")



#### 30W | DIMMING: DALI OR 0-10V

NO. OF LIGHTS PER DRIVER 1 to 3 in series

MIN DIM LEVEL 0.1%

VOLTAGE REGION 120V

FOR NORTH AMERICA Yes

WATTAGE 30W

SUPPLY TYPE Constant Current

DRIVER LOCATION Remote

MANUFACTURER Eldoled



DALI CODE USCC-30-700-D-EL-ENC

0-10V CODE USCC-30-700-A-EL-ENC

LENGTH 348mm (13.7") WIDTH 65mm (2.6")

HEIGHT 47mm (1.9")



#### 12W | DIMMING: PHASE

NO. OF LIGHTS PER DRIVER 1

MIN DIM LEVEL 1%

VOLTAGE REGION 120V

FOR NORTH AMERICA Yes

WATTAGE 12W

SUPPLY TYPE Constant Current

DRIVER LOCATION Remote

MANUFACTURER Hatch



PHASE CODE USCC-12-700-P-HT-ENC

LENGTH 247mm (9.7") WIDTH 65mm (2.6")

HEIGHT 47mm (1.9")

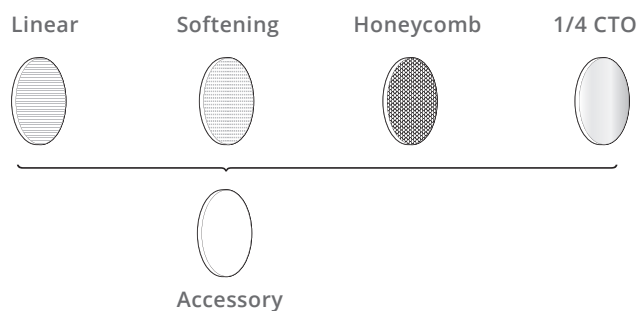


# MINIMO 16

FOR USE WITH MINIMO PRO | PLUS | DYNAMIC WHITE

## ACCESSORIES

The Minimo 16 Pro | Plus | Dynamic White can accomodate 1 accessory with no additional holder required as standard.



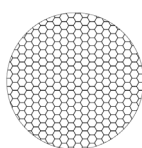
### Honeycomb Louvre

*Enhances glare control*

**THICKNESS** 3.2mm ( 0.126" )

**DAIMETER** 32mm ( 1.260" )

**PART CODE** 995-32-BK



### 1/4 CTO Dichroic

*CCT warming - approx 300K*

**THICKNESS** 1.8mm ( 0.071" )

**DAIMETER** 32mm ( 1.260" )

**PART CODE** 997-1/4CTO-32




### Softening Lens

*Heavy Diffusion of beam*

**THICKNESS** 3.2mm ( 0.126" )

**DAIMETER** 32mm ( 1.260" )

**PART CODE** 991-32



### Linear Lens

*Elongates beam*

**THICKNESS** 3.9mm ( 0.154" )

**DAIMETER** 32mm ( 1.260" )

**PART CODE** 992-32

