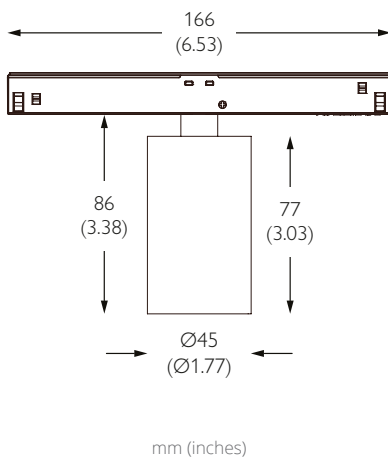


SOLO 11 STUCCHI

11° ULTRA NARROW BEAM



TECHNICAL DESCRIPTION

Solo 11 Stucchi is a Constant Voltage single source LED spotlight that is machined from aerospace grade aluminium 6063-T6 and comes as standard in white, black and brushed aluminium along with three premium brass finishes. It has five site-changeable optics for flexible beam distribution and 360° lockable pan and 90° constant torque tilt. The ultra narrow beam in our 4.20W 415lm module has a peak intensity of 7259cd. An accessory holder is available separately that can accommodate 37mm (1.45") lenses and louvers. This product requires an external 48V Constant Voltage LED power supply.

MECHANICAL & ELECTRICAL

CATEGORY IP20	WATTAGE 4.20W
MATERIAL Machined AL 6063-T6 Machined Brass	FORWARD VOLTAGE 48V
PAN 360°	SUPPLY TYPE Constant Voltage
TILT 90°	DRIVER LOCATION Remote AC to 48VDC
LOCKABLE Pan	DIMMING DALI 0-10V 1-10V Casambi
WEIGHT 170g 235g 0.37lb 0.52lb*	

MOUNTING





MOUNTING 48V Stucchi Track Recessed | Trimless Recessed | Surface | Suspended

FINISHES

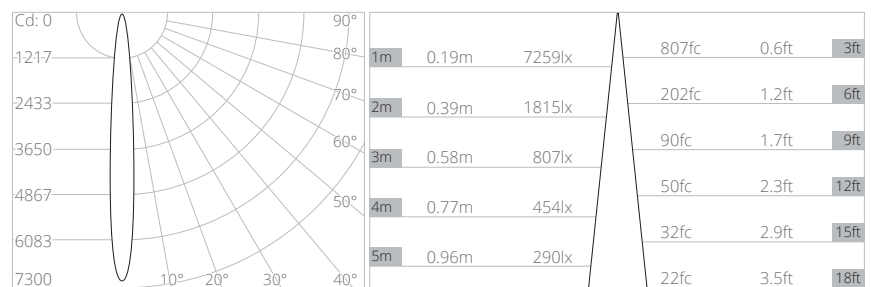
FINISHES Brushed Aluminium | White RAL9010 | Black RAL9005 | Rubbed Bronze* | Polished Brass* | Brushed Brass *

*Premium & custom finishes are built & finished to order. These are subject to an extended lead time & MOQ.

OPTICAL & STANDARDS

NOMINAL LUMENS 415lm	BEAM ANGLE 11°
DELIVERED LUMENS 396lm	CRI 92 TYP
COLOUR TEMPERATURE 2700K 3000K	TM-30 RF: 90 RG: 99
ACCESSORY HOLDER Separate	WARRANTY 5 Years
ACCESSORIES Lenses Louver 37mm (1.45")	LIFETIME L90B10 100,000hrs
TM65 10.77kgCO2e	STANDARDS
TM66 2.4	   

Photometry shown is for 3000K module. Please enquire for other CCT photometry.



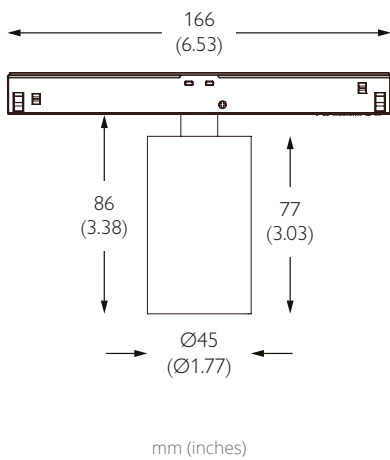
MODEL	TRACK & ADAPTER FINISH	LUMINAIRE FINISH	LED CCT	BEAM ANGLE	DIMMING CONTROL
1042	<ul style="list-style-type: none"> T White 9016 B Black 9005 	<ul style="list-style-type: none"> T White 9016 B Black 9005 A Brushed Aluminium R Rubbed Bronze* P Polished Brass* S Brushed Brass* 	<ul style="list-style-type: none"> 2792 2700K 92CRI 3092 3000K 92CRI 4092 4000K 92CRI 	<ul style="list-style-type: none"> VN Very Narrow 11° NA Narrow 14° ME Medium 18° WD Wide 30° VW Very Wide 50° 	<ul style="list-style-type: none"> A 0-10V C Casambi D DALI

Example Code: 1042 - TT - 3092NA - D

*Premium & custom finishes are built to order, subject to an extended lead time & MOQ

SOLO 11 STUCCHI

14° NARROW BEAM



TECHNICAL DESCRIPTION

Solo 11 Stucchi is a Constant Voltage single source LED spotlight that is machined from aerospace grade aluminium 6063-T6 and comes as standard in white, black and brushed aluminium along with three premium brass finishes. It has five site-changeable optics for flexible beam distribution and 360° lockable pan and 90° constant torque tilt. The narrow beam in our 4.20W 415lm module has a peak intensity of 5422cd. An accessory holder is available separately that can accommodate 37mm (1.45") lenses and louvers. This product requires an external 48V Constant Voltage LED power supply.

MECHANICAL & ELECTRICAL

CATEGORY IP20	WATTAGE 4.20W
MATERIAL Machined AL 6063-T6 Machined Brass	FORWARD VOLTAGE 48V
PAN 360°	SUPPLY TYPE Constant Voltage
TILT 90°	DRIVER LOCATION Remote AC to 48VDC
LOCKABLE Pan	DIMMING DALI 0-10V 1-10V Casambi
WEIGHT 170g 235g 0.37lb 0.52lb*	

MOUNTING





MOUNTING 48V Stucchi Track Recessed | Trimless Recessed | Surface | Suspended

FINISHES

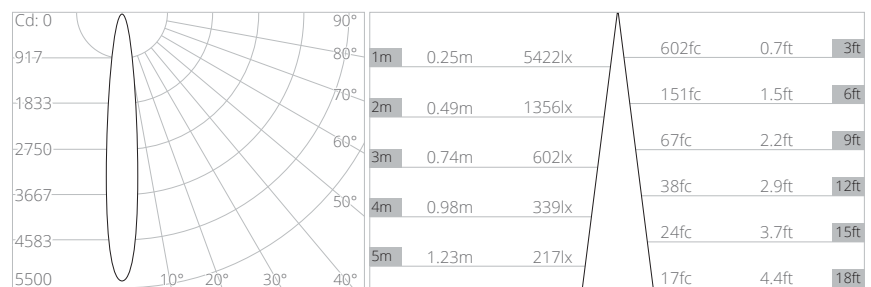
FINISHES Brushed Aluminium | White RAL9010 | Black RAL9005 | Rubbed Bronze* | Polished Brass* | Brushed Brass *

*Premium & custom finishes are built & finished to order. These are subject to an extended lead time & MOQ.

OPTICAL & STANDARDS

NOMINAL LUMENS 415lm	BEAM ANGLE 14°
DELIVERED LUMENS 413lm	CRI 92 TYP
COLOUR TEMPERATURE 2700K 3000K	TM-30 RF: 90 RG: 99
ACCESSORY HOLDER Separate	WARRANTY 5 Years
ACCESSORIES Lenses Louver 37mm (1.45")	LIFETIME L90B10 100,000hrs
TM65 10.77kgCO2e	STANDARDS
TM66 2.4	   

Photometry shown is for 3000K module. Please enquire for other CCT photometry.



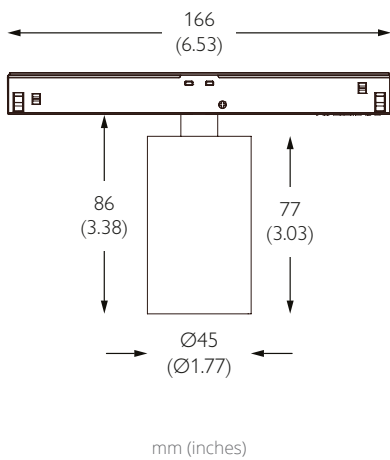
MODEL	TRACK & ADAPTER FINISH	LUMINAIRE FINISH	LED CCT	BEAM ANGLE	DIMMING CONTROL
1042	<ul style="list-style-type: none"> T White 9016 B Black 9005 	<ul style="list-style-type: none"> T White 9016 B Black 9005 A Brushed Aluminium R Rubbed Bronze* P Polished Brass* S Brushed Brass* 	<ul style="list-style-type: none"> 2792 2700K 92CRI 3092 3000K 92CRI 4092 4000K 92CRI 	<ul style="list-style-type: none"> VN Very Narrow 11° NA Narrow 14° ME Medium 18° WD Wide 30° VW Very Wide 50° 	<ul style="list-style-type: none"> A 0-10V C Casambi D DALI

Example Code: 1042 - TT - 3092NA - D

*Premium & custom finishes are built to order, subject to an extended lead time & MOQ

SOLO 11 STUCCHI

18° MEDIUM BEAM



TECHNICAL DESCRIPTION

Solo 11 Stucchi is a Constant Voltage single source LED spotlight that is machined from aerospace grade aluminium 6063-T6 and comes as standard in white, black and brushed aluminium along with three premium brass finishes. It has five site-changeable optics for flexible beam distribution and 360° lockable pan and 90° constant torque tilt. The medium beam in our 4.20W 415lm module has a peak intensity of 3338cd. An accessory holder is available separately that can accommodate 37mm (1.45") lenses and louvers. This product requires an external 48V Constant Voltage LED power supply.

MECHANICAL & ELECTRICAL

CATEGORY IP20	WATTAGE 4.20W
MATERIAL Machined AL 6063-T6 Machined Brass	FORWARD VOLTAGE 48V
PAN 360°	SUPPLY TYPE Constant Voltage
TILT 90°	DRIVER LOCATION Remote AC to 48VDC
LOCKABLE Pan	DIMMING DALI 0-10V 1-10V Casambi
WEIGHT 170g 235g 0.37lb 0.52lb*	

MOUNTING





MOUNTING 48V Stucchi Track Recessed | Trimless Recessed | Surface | Suspended

FINISHES

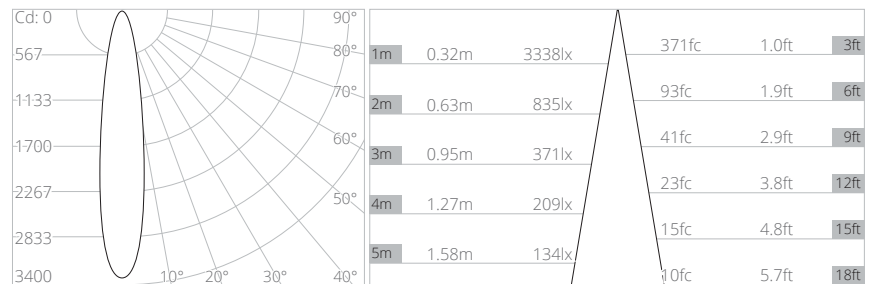
FINISHES Brushed Aluminium | White RAL9010 | Black RAL9005 | Rubbed Bronze* | Polished Brass* | Brushed Brass *

*Premium & custom finishes are built & finished to order. These are subject to an extended lead time & MOQ.

OPTICAL & STANDARDS

NOMINAL LUMENS 415lm	BEAM ANGLE 18°
DELIVERED LUMENS 391lm	CRI 92 TYP
COLOUR TEMPERATURE 2700K 3000K	TM-30 RF: 90 RG: 99
ACCESSORY HOLDER Separate	WARRANTY 5 Years
ACCESSORIES Lenses Louver 37mm (1.45")	LIFETIME L90B10 100,000hrs
TM65 10.77kgCO2e	STANDARDS
TM66 2.4	   

Photometry shown is for 3000K module. Please enquire for other CCT photometry.



MODEL	TRACK & ADAPTER FINISH	LUMINAIRE FINISH	LED CCT	BEAM ANGLE	DIMMING CONTROL
1042	<ul style="list-style-type: none"> T White 9016 B Black 9005 	<ul style="list-style-type: none"> T White 9016 B Black 9005 A Brushed Aluminium R Rubbed Bronze* P Polished Brass* S Brushed Brass* 	<ul style="list-style-type: none"> 2792 2700K 92CRI 3092 3000K 92CRI 4092 4000K 92CRI 	<ul style="list-style-type: none"> VN Very Narrow 11° NA Narrow 14° ME Medium 18° WD Wide 30° VW Very Wide 50° 	<ul style="list-style-type: none"> A 0-10V C Casambi D DALI

Example Code: 1042 - TT - 3092NA - D

*Premium & custom finishes are built to order, subject to an extended lead time & MOQ

SOLO 11 STUCCHI

30° FLOOD BEAM



TECHNICAL DESCRIPTION

Solo 11 Stucchi is a Constant Voltage single source LED spotlight that is machined from aerospace grade aluminium 6063-T6 and comes as standard in white, black and brushed aluminium along with three premium brass finishes. It has five site-changeable optics for flexible beam distribution and 360° lockable pan and 90° constant torque tilt. The flood beam in our 4.20W 415lm module has a peak intensity of 1052cd. An accessory holder is available separately that can accommodate 37mm (1.45") lenses and louvers. This product requires an external 48V Constant Voltage LED power supply.

MECHANICAL & ELECTRICAL

CATEGORY IP20	WATTAGE 4.20W
MATERIAL Machined AL 6063-T6 Machined Brass	FORWARD VOLTAGE 48V
PAN 360°	SUPPLY TYPE Constant Voltage
TILT 90°	DRIVER LOCATION Remote AC to 48VDC
LOCKABLE Pan	DIMMING DALI 0-10V 1-10V Casambi
WEIGHT 170g 235g 0.37lb 0.52lb*	

MOUNTING





MOUNTING 48V Stucchi Track Recessed | Trimless Recessed | Surface | Suspended

FINISHES

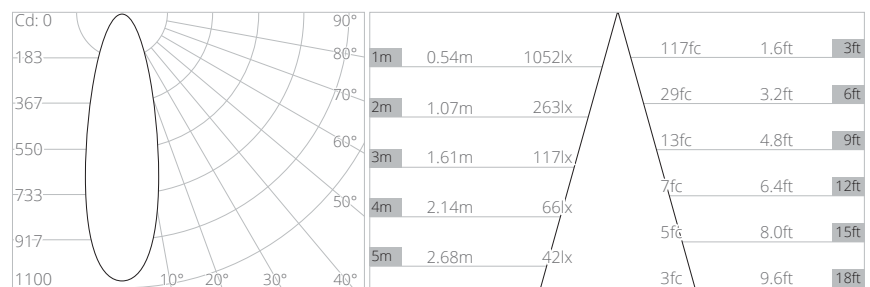
FINISHES Brushed Aluminium | White RAL9010 | Black RAL9005 | Rubbed Bronze* | Polished Brass* | Brushed Brass *

*Premium & custom finishes are built & finished to order. These are subject to an extended lead time & MOQ.

OPTICAL & STANDARDS

NOMINAL LUMENS 415lm	BEAM ANGLE 30°
DELIVERED LUMENS 322lm	CRI 92 TYP
COLOUR TEMPERATURE 2700K 3000K	TM-30 RF: 90 RG: 99
ACCESSORY HOLDER Separate	WARRANTY 5 Years
ACCESSORIES Lenses Louver 37mm (1.45")	LIFETIME L90B10 100,000hrs
TM65 10.77kgCO2e	STANDARDS
TM66 2.4	   

Photometry shown is for 3000K module. Please enquire for other CCT photometry.



MODEL	TRACK & ADAPTER FINISH	LUMINAIRE FINISH	LED CCT	BEAM ANGLE	DIMMING CONTROL
1042	<ul style="list-style-type: none"> T White 9016 B Black 9005 	<ul style="list-style-type: none"> T White 9016 B Black 9005 A Brushed Aluminium R Rubbed Bronze* P Polished Brass* S Brushed Brass* 	<ul style="list-style-type: none"> 2792 2700K 92CRI 3092 3000K 92CRI 4092 4000K 92CRI 	<ul style="list-style-type: none"> VN Very Narrow 11° NA Narrow 14° ME Medium 18° WD Wide 30° VW Very Wide 50° 	<ul style="list-style-type: none"> A 0-10V C Casambi D DALI

Example Code: 1042 - TT - 3092NA - D

*Premium & custom finishes are built to order, subject to an extended lead time & MOQ

SOLO 11 STUCCHI

50° WIDE FLOOD BEAM



TECHNICAL DESCRIPTION

Solo 11 Stucchi is a Constant Voltage single source LED spotlight that is machined from aerospace grade aluminium 6063-T6 and comes as standard in white, black and brushed aluminium along with three premium brass finishes. It has five site-changeable optics for flexible beam distribution and 360° lockable pan and 90° constant torque tilt. The wide flood beam in our 4.20W 415lm module has a peak intensity of 383cd. An accessory holder is available separately that can accommodate 37mm (1.45") lenses and louvers. This product requires an external 48V Constant Voltage LED power supply.

MECHANICAL & ELECTRICAL

CATEGORY IP20	WATTAGE 4.20W
MATERIAL Machined AL 6063-T6 Machined Brass	FORWARD VOLTAGE 48V
PAN 360°	SUPPLY TYPE Constant Voltage
TILT 90°	DRIVER LOCATION Remote AC to 48VDC
LOCKABLE Pan	DIMMING DALI 0-10V 1-10V Casambi
WEIGHT 170g 235g 0.37lb 0.52lb*	

MOUNTING



MOUNTING 48V Stucchi Track Recessed | Trimless Recessed | Surface | Suspended

FINISHES

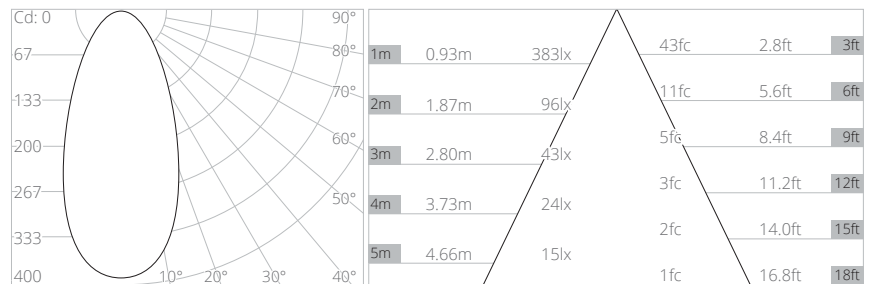
FINISHES Brushed Aluminium | White RAL9010 | Black RAL9005 | Rubbed Bronze* | Polished Brass* | Brushed Brass *

*Premium & custom finishes are built & finished to order. These are subject to an extended lead time & MOQ.

OPTICAL & STANDARDS

NOMINAL LUMENS 415lm	BEAM ANGLE 50°
DELIVERED LUMENS 317lm	CRI 92 TYP
COLOUR TEMPERATURE 2700K 3000K	TM-30 RF: 90 RG: 99
ACCESSORY HOLDER Separate	WARRANTY 5 Years
ACCESSORIES Lenses Louver 37mm (1.45")	LIFETIME L90B10 100,000hrs
TM65 10.77kgCO2e	STANDARDS
TM66 2.4	   

Photometry shown is for 3000K module. Please enquire for other CCT photometry.



MODEL	TRACK & ADAPTER FINISH	LUMINAIRE FINISH	LED CCT	BEAM ANGLE	DIMMING CONTROL
1042	<ul style="list-style-type: none"> T White 9016 B Black 9005 	<ul style="list-style-type: none"> T White 9016 B Black 9005 A Brushed Aluminium R Rubbed Bronze* P Polished Brass* S Brushed Brass* 	<ul style="list-style-type: none"> 2792 2700K 92CRI 3092 3000K 92CRI 4092 4000K 92CRI 	<ul style="list-style-type: none"> VN Very Narrow 11° NA Narrow 14° ME Medium 18° WD Wide 30° VW Very Wide 50° 	<ul style="list-style-type: none"> A 0-10V C Casambi D DALI

Example Code: 1042 - TT - 3092NA - D

*Premium & custom finishes are built to order, subject to an extended lead time & MOQ