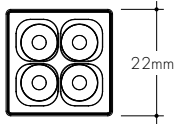



Square Downlight Features

- 22mm aperture packs high performance and punch from an incredibly small downlight
- Magnetic retention for interchangeable optics allows for easy beam adjustment in the field
- Constant Voltage design simplifies installation, allowing multiple downlights to operate from a single Power Supply
- For ceiling thicknesses from 13mm up to 51 mm
- LED Module is field serviceable from below the ceiling.
- Connect to 24V DC SELV
- IP20



Finish Options

- Black powder coated
- White powder coated



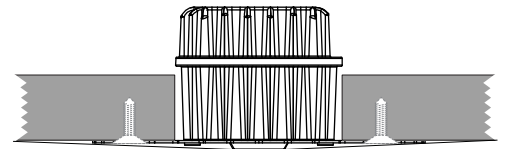
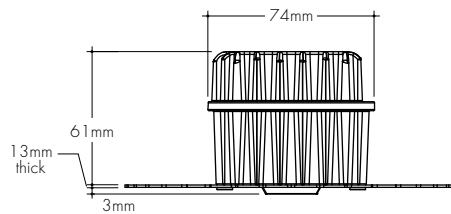
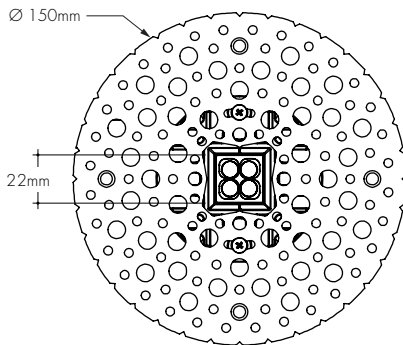
Technical Information

OUTPUT	SO			
	R30	LV15	LV30	LV60
OPTIC				
Lumen Output (3000K)	633 lm	461 lm	445 lm	364 lm
Beam Spread (FWHM)	26°	15°	29°	58°
CBCP	2481 cd	3981 cd	1300 cd	399 cd
Power Consumption	7.4 W			
Efficacy	84 lm/W	62 lm/W	60 lm/W	50 lm/W
Aesthetic	Regressed	Louver		

CCT INFO/ Lumen Multiplier

Colour Temperature	Multiplier (ref. 3000K)	TM-30			
		CRI	R _f	R _g	R ₉
2700K	0.96	93	92	100	62
3000K	1.00	94	92	100	66
3500K	1.01	95	92	100	74
4000K	1.03	93	91	101	79

Product Dimensions



Ordering Code

MODEL	SIZE	TRIM	TYPE	CCT	OUTPUT	OPTIC	FINISH
SD - Stenos Downlight	1D - 25mm Square	L - Trimless, 21.5mm	F - Fixed	27K - 2700K 30K - 3000K 35K - 3500K 40K - 4000K	SO - Standard	LV15 - 15° optic + Louver LV30 - 30° optic + Louver LV60 - 60° optic + Louver R15 - 15° optic Regressed Trim R30 - 30° optic Regressed Trim ¹	BK - Black WH - White

Ordering Code

Accessories

MODEL	TRIM	SIZE	FINISH
SAC - Stenos Downlight	LV15 - 15° optic + Louver ¹ LV30 - 30° optic + Louver LV60 - 60° optic + Louver R - Regressed Baffle	1D - 25mm Square	BK - Black WH - White

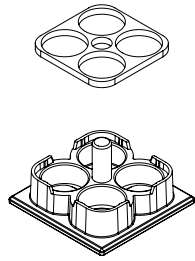
¹ - R30 is interchangeable with only LV30 and LV60 accessories.

¹ - LV15 accessory not compatible with R30 Downlight selection.

Accessories

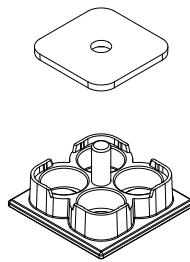
SAC-LV15-1D-XX

Stenos Accessory, 15° Optic and Louver, Minii 25mm Downlight



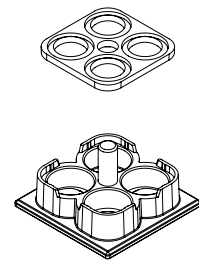
SAC-LV30-1D-XX

Stenos Accessory, 30° Optic and Louver, Minii 25mm Downlight



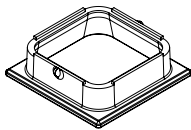
SAC-LV60-1D-XX

Stenos Accessory, 60° Optic and Louver, Minii 25mm Downlight



SAC-R-1D-XX

Regress Baffle



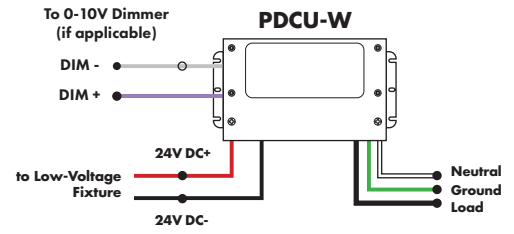
Power Supplies

See Power Supply instructions and spec sheet for wiring information. For a complete list of compatible dimmers, see Compatible Dimming Chart on the Resources page.

Universal Power Supply 1% 120VAC - 277VAC

MODEL	POWER	OUTPUT
PDCU-W-IP66 Wet Series	96-96 W 3X96-3X96 W	24-24 VDC

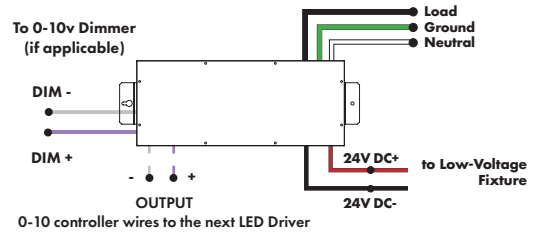
0-10V dims down to 1%, MLV/ELV/TRIAC dims down to 1%.
For a complete list of compatible dimmers, see [Compatible Dimming Chart](#) on the Resources page.



MODELS	PDCU-W 96W	PDCU-W 3X96W
Length	220mm	301mm
Width	95mm	110mm
Depth	41mm	46mm

0-10V Dimming Power Supplies 1.0% 120VAC - 277VAC

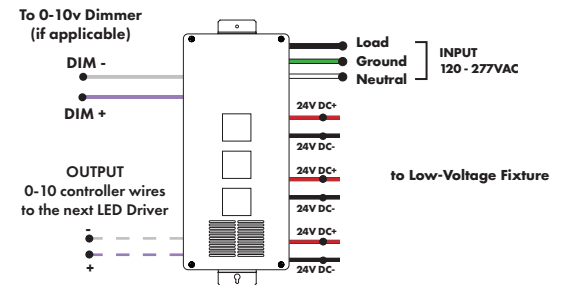
MODEL	POWER	OUTPUT	DIMMING
Contact Factory for Osram 0-10V 100W/150W Power Supply options.			



0-10V Dimming Power Supplies 0.1% 120VAC - 277VAC

MODEL	POWER	OUTPUT	DIMMING
Contact Factory for eldoLED 0-10V 96W/3X96W Power Supply options featuring eldoLED's LINEARdrive configurable dimmable drivers.			

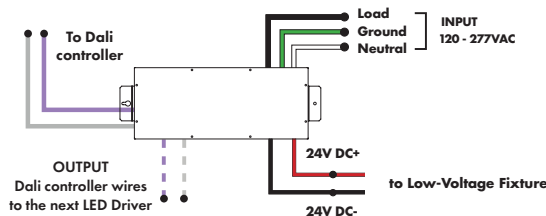
MODELS	96W	3X96W	100W	150W
Length	367mm	400mm	TBD	TBD
Width	132mm	168mm	TBD	TBD
Depth	66mm	126mm	TBD	TBD



DALI 0% Dimming Power Supplies 120VAC - 277VAC

MODEL	POWER	OUTPUT
Contact Factory for eldoLED Dali Power Supply options featuring eldoLED's LINEARdrive configurable dimmable drivers.		

Contact Factory for eldoLED Dali Power Supply options featuring eldoLED's LINEARdrive configurable dimmable drivers.



Model	96W	3X96W
Length	366mm	400mm
Width	132mm	168mm
Depth	66mm	126mm

