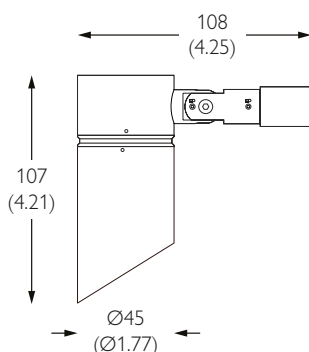


EVO T 11 GLARE GUARD

ULTRA NARROW



mm (inches)

TECHNICAL DESCRIPTION

Evo T 11 Glare Guard is a Constant Voltage single source LED spotlight that is machined from aerospace grade aluminium 6063-T6 and comes as standard in white, black and brushed aluminium finishes. It has five site-changeable optics for flexible beam distribution and fully lockable bearing aided pan and tilt. The ultra narrow beam in our 4.90W 415lm module has a peak intensity of 7259cd. An accessory holder is available separately that can accommodate 37mm (1.45") lenses and louvers. The Jack Plug is compatible with Precision Lighting's 24V Jack systems. The onboard 24V DC driver ensures overcurrent protection and is not polarity sensitive. An external AC to 24V DC power supply is required.

MECHANICAL & ELECTRICAL

CATEGORY IP20

MATERIAL Machined AL 6063-T6

PAN 360°

TILT 180°

LOCKABLE Pan & Tilt

WEIGHT 174g | 0.38lb

WATTAGE 4.90W

FORWARD VOLTAGE 24V

SUPPLY TYPE Constant Voltage

DRIVER LOCATION Remote AC to 24VDC

DIMMING DALI | 1-10V

MOUNTING

MOUNTING 24V Tracks | 24V Monopoints | Eutrac (Custom)

FINISHES

FINISHES Brushed Aluminium | Black RAL9005 | White RAL9010

*Premium & custom finishes are built & finished to order. These are subject to an extended lead time & MOQ.

OPTICAL & STANDARDS

NOMINAL LUMENS 415lm

DELIVERED LUMENS 396lm

COLOUR TEMPERATURE 2700K | 3000K

ACCESSORY HOLDER Separate

ACCESSORIES Snoots | Louver | Lenses 37mm (1.45")

TM65 10.88kgCO₂e

TM66 2.4

BEAM ANGLE 11°

CRI 92 TYP

TM-30 RF: 90 RG: 99

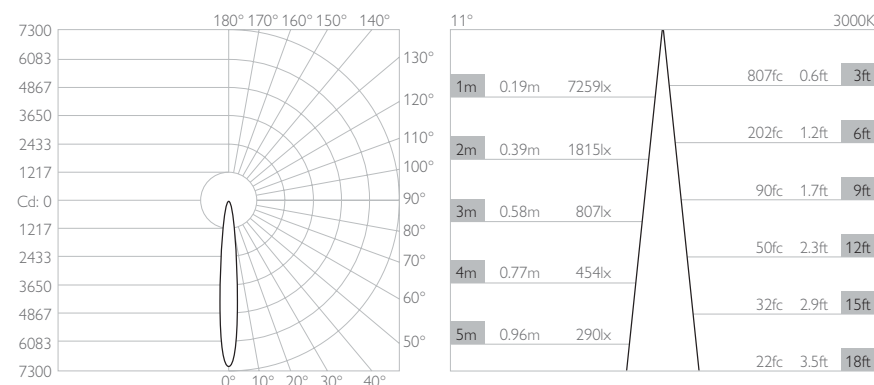
WARRANTY 5 Years

LIFETIME L90B10 100,000hrs

STANDARDS



Photometry shown is for 3000K module. Please enquire for other CCT photometry.



STANDARD MOUNTING OPTIONS

	BASIS TRACK	SURFACE MONOPOINT	TRIMLESS MONOPOINT	NODE MONOPOINT	FLAT MONOPOINT
LUMINAIRE FINISH	White 9010	MPZ-1021-WH-XX9209	MPS-1021-WH-XX9209	MPY-1021-WH-XX9209	MPX-1021-WH-XX9209
	Black 9005	MPZ-1021-BK-XX9209	MPS-1021-BK-XX9209	MPY-1021-BK-XX9209	MPX-1021-BK-XX9209
	Brushed Aluminium	MPZ-1021-AL-XX9209	MPS-1021-AL-XX9209	MPY-1021-AL-XX9209	MPX-1021-AL-XX9209
	Rubbed Bronze*				
	Polished Brass*				
	Brushed Brass*				

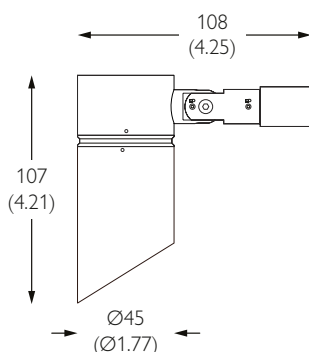
*All premium & custom finishes are built & finished to order. These are subject to an extended lead time & MOQ

For 3000K Substitute XX with 30

For 2700K Substitute XX with 27

EVO T 11 GLARE GUARD

NARROW



mm (inches)

TECHNICAL DESCRIPTION

Evo T 11 Glare Guard is a Constant Voltage single source LED spotlight that is machined from aerospace grade aluminium 6063-T6 and comes as standard in white, black and brushed aluminium finishes. It has five site-changeable optics for flexible beam distribution and fully lockable bearing aided pan and tilt. The narrow beam in our 4.90W 415lm module has a peak intensity of 5422cd. An accessory holder is available separately that can accommodate 37mm (1.45") lenses and louvers. The Jack Plug is compatible with Precision Lighting's 24V Jack systems. The onboard 24V DC driver ensures overcurrent protection and is not polarity sensitive. An external AC to 24V DC power supply is required.

MECHANICAL & ELECTRICAL

CATEGORY IP20

MATERIAL Machined AL 6063-T6

PAN 360°

TILT 180°

LOCKABLE Pan & Tilt

WEIGHT 174g | 0.38lb

WATTAGE 4.90W

FORWARD VOLTAGE 24V

SUPPLY TYPE Constant Voltage

DRIVER LOCATION Remote AC to 24VDC

DIMMING DALI | 1-10V

MOUNTING

MOUNTING 24V Tracks | 24V Monopoints | Eutrac (Custom)

FINISHES

FINISHES Brushed Aluminium | Black RAL9005 | White RAL9010

*Premium & custom finishes are built & finished to order. These are subject to an extended lead time & MOQ.

OPTICAL & STANDARDS

NOMINAL LUMENS 415lm

DELIVERED LUMENS 413lm

COLOUR TEMPERATURE 2700K | 3000K

ACCESSORY HOLDER Separate

ACCESSORIES Snoots | Louver | Lenses 37mm (1.45")

TM65 10.88kgCO₂e

TM66 2.4

BEAM ANGLE 14°

CRI 92 TYP

TM-30 RF: 90 RG: 99

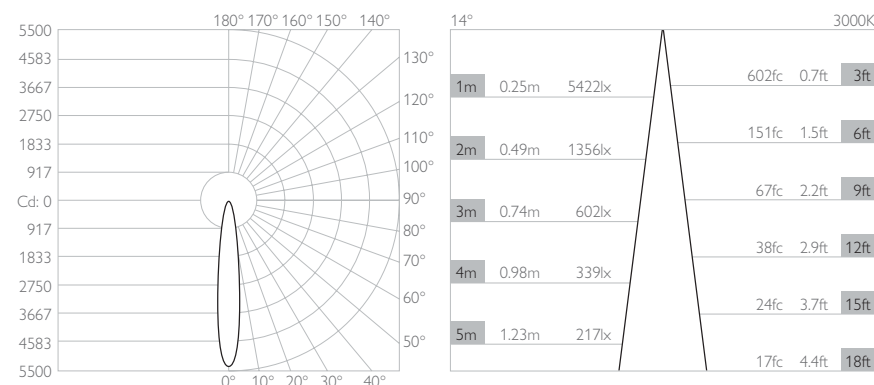
WARRANTY 5 Years

LIFETIME L90B10 100,000hrs

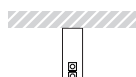
STANDARDS



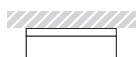
Photometry shown is for 3000K module. Please enquire for other CCT photometry.



STANDARD MOUNTING OPTIONS



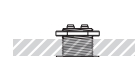
BASIS TRACK



SURFACE MONOPOINT



TRIMLESS MONOPOINT



NODE MONOPOINT



FLAT MONOPOINT

LUMINAIRE FINISH

White 9010
Black 9005
Brushed Aluminium
Rubbed Bronze*
Polished Brass*
Brushed Brass*

BT-1021-AL-XX9211

MPZ-1021-WH-XX9211
MPZ-1021-BK-XX9211
MPZ-1021-AL-XX9211

MPS-1021-WH-XX9211
MPS-1021-BK-XX9211
MPS-1021-AL-XX9211

MPY-1021-WH-XX9211
MPY-1021-BK-XX9211
MPY-1021-AL-XX9211

MPX-1021-WH-XX9211
MPX-1021-BK-XX9211
MPX-1021-AL-XX9211

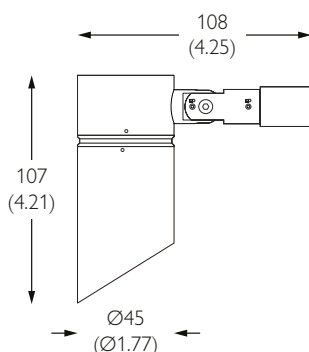
*All premium & custom finishes are built & finished to order. These are subject to an extended lead time & MOQ

For 3000K Substitute XX with 30

For 2700K Substitute XX with 27

EVO T 11 GLARE GUARD

MEDIUM



mm (inches)

TECHNICAL DESCRIPTION

Evo T 11 Glare Guard is a Constant Voltage single source LED spotlight that is machined from aerospace grade aluminium 6063-T6 and comes as standard in white, black and brushed aluminium finishes. It has five site-changeable optics for flexible beam distribution and fully lockable bearing aided pan and tilt. The medium beam in our 4.90W 415lm module has a peak intensity of 3338cd. An accessory holder is available separately that can accommodate 37mm (1.45") lenses and louvers. The Jack Plug is compatible with Precision Lighting's 24V Jack systems. The onboard 24V DC driver ensures overcurrent protection and is not polarity sensitive. An external AC to 24V DC power supply is required.

MECHANICAL & ELECTRICAL

CATEGORY IP20

MATERIAL Machined AL 6063-T6

PAN 360°

TILT 180°

LOCKABLE Pan & Tilt

WEIGHT 174g | 0.38lb

WATTAGE 4.90W

FORWARD VOLTAGE 24V

SUPPLY TYPE Constant Voltage

DRIVER LOCATION Remote AC to 24VDC

DIMMING DALI | 1-10V

MOUNTING

MOUNTING 24V Tracks | 24V Monopoints | Eutrac (Custom)

FINISHES

FINISHES Brushed Aluminium | Black RAL9005 | White RAL9010

*Premium & custom finishes are built & finished to order. These are subject to an extended lead time & MOQ.

OPTICAL & STANDARDS

NOMINAL LUMENS 415lm

DELIVERED LUMENS 391lm

COLOUR TEMPERATURE 2700K | 3000K

ACCESSORY HOLDER Separate

ACCESSORIES Snoots | Louver | Lenses 37mm (1.45")

TM65 10.88kgCO₂e

TM66 2.4

BEAM ANGLE 18°

CRI 92 TYP

TM-30 RF: 90 RG: 99

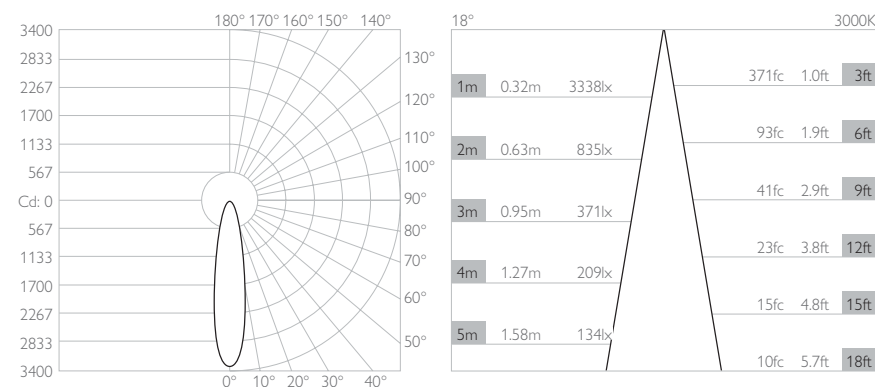
WARRANTY 5 Years

LIFETIME L90B10 100,000hrs

STANDARDS



Photometry shown is for 3000K module. Please enquire for other CCT photometry.



STANDARD MOUNTING OPTIONS

	BASIS TRACK	SURFACE MONOPOINT	TRIMLESS MONOPOINT	NODE MONOPOINT	FLAT MONOPOINT
LUMINAIRE FINISH	White 9010	MPZ-1021-WH-XX9215	MPS-1021-WH-XX9215	MPY-1021-WH-XX9215	MPX-1021-WH-XX9215
	Black 9005	MPZ-1021-BK-XX9215	MPS-1021-BK-XX9215	MPY-1021-BK-XX9215	MPX-1021-BK-XX9215
	Brushed Aluminium	MPZ-1021-AL-XX9215	MPS-1021-AL-XX9215	MPY-1021-AL-XX9215	MPX-1021-AL-XX9215
	Rubbed Bronze*				
	Polished Brass*				
	Brushed Brass*				

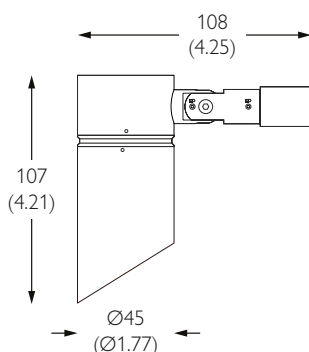
*All premium & custom finishes are built & finished to order. These are subject to an extended lead time & MOQ

For 3000K Substitute XX with 30

For 2700K Substitute XX with 27

EVO T 11 GLARE GUARD

FLOOD



mm (inches)

TECHNICAL DESCRIPTION

Evo T 11 Glare Guard is a Constant Voltage single source LED spotlight that is machined from aerospace grade aluminium 6063-T6 and comes as standard in white, black and brushed aluminium finishes. It has five site-changeable optics for flexible beam distribution and fully lockable bearing aided pan and tilt. The flood beam in our 4.90W 415lm module has a peak intensity of 1052cd. An accessory holder is available separately that can accommodate 37mm (1.45") lenses and louvers. The Jack Plug is compatible with Precision Lighting's 24V Jack systems. The onboard 24V DC driver ensures overcurrent protection and is not polarity sensitive. An external AC to 24V DC power supply is required.

MECHANICAL & ELECTRICAL

CATEGORY IP20

MATERIAL Machined AL 6063-T6

PAN 360°

TILT 180°

LOCKABLE Pan & Tilt

WEIGHT 174g | 0.38lb

WATTAGE 4.90W

FORWARD VOLTAGE 24V

SUPPLY TYPE Constant Voltage

DRIVER LOCATION Remote AC to 24VDC

DIMMING DALI | 1-10V

MOUNTING

MOUNTING 24V Tracks | 24V Monopoints | Eutrac (Custom)

FINISHES

FINISHES Brushed Aluminium | Black RAL9005 | White RAL9010

*Premium & custom finishes are built & finished to order. These are subject to an extended lead time & MOQ.

OPTICAL & STANDARDS

NOMINAL LUMENS 415lm

DELIVERED LUMENS 322lm

COLOUR TEMPERATURE 2700K | 3000K

ACCESSORY HOLDER Separate

ACCESSORIES Snoots | Louver | Lenses 37mm (1.45")

TM65 10.88kgCO₂e

TM66 2.4

BEAM ANGLE 30°

CRI 92 TYP

TM-30 RF: 90 RG: 99

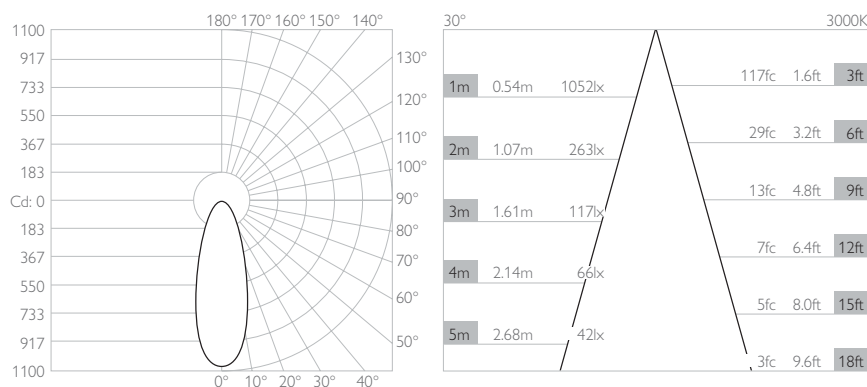
WARRANTY 5 Years

LIFETIME L90B10 100,000hrs

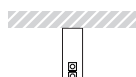
STANDARDS



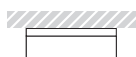
Photometry shown is for 3000K module. Please enquire for other CCT photometry.



STANDARD MOUNTING OPTIONS



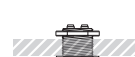
BASIS TRACK



SURFACE MONOPOINT



TRIMLESS MONOPOINT



NODE MONOPOINT



FLAT MONOPOINT

LUMINAIRE FINISH

White 9010
Black 9005
Brushed Aluminium
Rubbed Bronze*
Polished Brass*
Brushed Brass*

BT-1021-AL-XX9225

MPZ-1021-WH-XX9225
MPZ-1021-BK-XX9225
MPZ-1021-AL-XX9225

MPS-1021-WH-XX9225
MPS-1021-BK-XX9225
MPS-1021-AL-XX9225

MPY-1021-WH-XX9225
MPY-1021-BK-XX9225
MPY-1021-AL-XX9225

MPX-1021-WH-XX9225
MPX-1021-BK-XX9225
MPX-1021-AL-XX9225

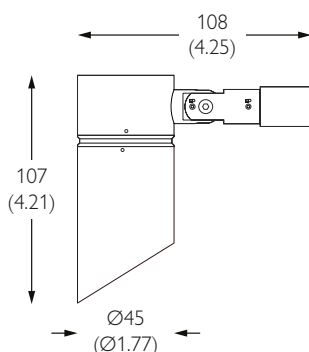
*All premium & custom finishes are built & finished to order. These are subject to an extended lead time & MOQ

For 3000K Substitute XX with 30

For 2700K Substitute XX with 27

EVO T 11 GLARE GUARD

WIDE FLOOD



mm (inches)

TECHNICAL DESCRIPTION

Evo T 11 Glare Guard is a Constant Voltage single source LED spotlight that is machined from aerospace grade aluminium 6063-T6 and comes as standard in white, black and brushed aluminium finishes. It has five site-changeable optics for flexible beam distribution and fully lockable bearing aided pan and tilt. The wide flood beam in our 4.90W 415lm module has a peak intensity of 383cd. An accessory holder is available separately that can accommodate 37mm (1.45") lenses and louvers. The Jack Plug is compatible with Precision Lighting's 24V Jack systems. The onboard 24V DC driver ensures overcurrent protection and is not polarity sensitive. An external AC to 24V DC power supply is required.

MECHANICAL & ELECTRICAL

CATEGORY IP20

MATERIAL Machined AL 6063-T6

PAN 360°

TILT 180°

LOCKABLE Pan & Tilt

WEIGHT 174g | 0.38lb

WATTAGE 4.90W

FORWARD VOLTAGE 24V

SUPPLY TYPE Constant Voltage

DRIVER LOCATION Remote AC to 24VDC

DIMMING DALI | 1-10V

MOUNTING

MOUNTING 24V Tracks | 24V Monopoints | Eutrac (Custom)

FINISHES

FINISHES Brushed Aluminium | Black RAL9005 | White RAL9010

*Premium & custom finishes are built & finished to order. These are subject to an extended lead time & MOQ.

OPTICAL & STANDARDS

NOMINAL LUMENS 415lm

DELIVERED LUMENS 317lm

COLOUR TEMPERATURE 2700K | 3000K

ACCESSORY HOLDER Separate

ACCESSORIES Snoots | Louver | Lenses 37mm (1.45")

TM65 10.88kgCO₂e

TM66 2.4

BEAM ANGLE 50°

CRI 92 TYP

TM-30 RF: 90 RG: 99

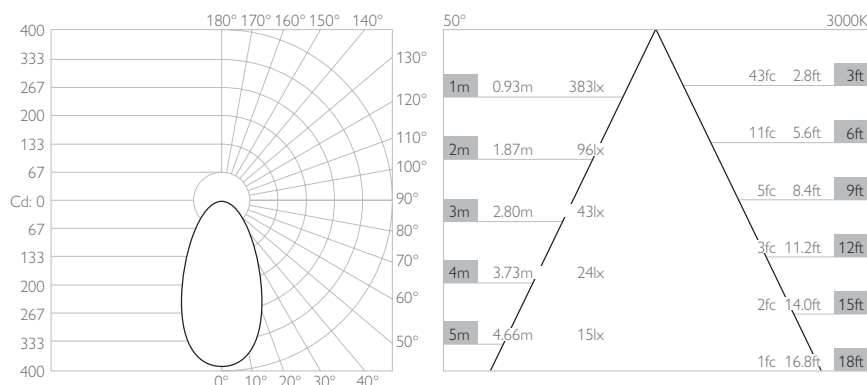
WARRANTY 5 Years

LIFETIME L90B10 100,000hrs

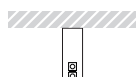
STANDARDS



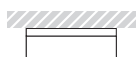
Photometry shown is for 3000K module. Please enquire for other CCT photometry.



STANDARD MOUNTING OPTIONS



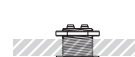
BASIS TRACK



SURFACE MONOPOINT



TRIMLESS MONOPOINT



NODE MONOPOINT



FLAT MONOPOINT

LUMINAIRE FINISH

White 9010
Black 9005
Brushed Aluminium
Rubbed Bronze*
Polished Brass*
Brushed Brass*

BT-1021-AL-XX9245

MPZ-1021-WH-XX9245
MPZ-1021-BK-XX9245
MPZ-1021-AL-XX9245

MPS-1021-WH-XX9245
MPS-1021-BK-XX9245
MPS-1021-AL-XX9245

MPY-1021-WH-XX9245
MPY-1021-BK-XX9245
MPY-1021-AL-XX9245

MPX-1021-WH-XX9245
MPX-1021-BK-XX9245
MPX-1021-AL-XX9245

*All premium & custom finishes are built & finished to order. These are subject to an extended lead time & MOQ

For 3000K Substitute XX with 30

For 2700K Substitute XX with 27

24V CONSTANT VOLTAGE 11 SERIES

DRIVER COMPATIBILITY

100W | DIMMING: 1-10V

NO. OF LIGHTS PER DRIVER 1 to 14

VOLTAGE REGION 230V

FOR NORTH AMERICA No

WATTAGE 100W

OUTPUT VOLTAGE 24V

SUPPLY TYPE Constant Voltage

DRIVER LOCATION Remote



ORDER CODE PSCV-100-24-A-OS

LENGTH 240mm (9.44")

WIDTH 50mm (1.96")

HEIGHT 34mm (1.34")



130W | DIMMING: 1-10V

NO. OF LIGHTS PER DRIVER 1 to 16

VOLTAGE REGION 230V

FOR NORTH AMERICA No

WATTAGE 130W

OUTPUT VOLTAGE 24V

SUPPLY TYPE Constant Voltage

DRIVER LOCATION Remote



ORDER CODE PSCV-130-24-A-OS

LENGTH 240mm (9.44")

WIDTH 63mm (2.48")

HEIGHT 37mm (1.46")



100W | DIMMING: DALI

NO. OF LIGHTS PER DRIVER 1 to 15

VOLTAGE REGION 230V


FOR NORTH AMERICA No

WATTAGE 130W

OUTPUT VOLTAGE 24V

SUPPLY TYPE Constant Voltage

DRIVER LOCATION Remote



ORDER CODE PSCV-100-24-D-EL

LENGTH 388mm (15.2")

WIDTH 42mm (1.65")

HEIGHT 30mm (1.18")



24V CONSTANT VOLTAGE 11 SERIES

DRIVER COMPATIBILITY

100W | DIMMING: 1-10V

NO. OF LIGHTS PER DRIVER 1 to 15

VOLTAGE REGION 120V

FOR NORTH AMERICA Yes

WATTAGE 100W

OUTPUT VOLTAGE 24V

SUPPLY TYPE Constant Voltage

DRIVER LOCATION Remote



ORDER CODE USCV-100-24-A-MW-ENC

LENGTH 550mm (21.6")

WIDTH 65mm (2.60")

HEIGHT 57mm (2.25")



96W | DIMMING: PHASE

NO. OF LIGHTS PER DRIVER 1 to 15

VOLTAGE REGION 120V

FOR NORTH AMERICA Yes

WATTAGE 96W

OUTPUT VOLTAGE 24V

SUPPLY TYPE Constant Voltage

DRIVER LOCATION Remote



ORDER CODE USCV-96-24-P-LU

LENGTH 380mm (14.9")

WIDTH 77mm (3.03")

HEIGHT 57mm (2.24")



100W | DIMMING: DALI

NO. OF LIGHTS PER DRIVER 1 to 15

VOLTAGE REGION 120V


FOR NORTH AMERICA Yes

WATTAGE 100W

OUTPUT VOLTAGE 24V

SUPPLY TYPE Constant Voltage

DRIVER LOCATION Remote



ORDER CODE USCV-100-24-D-EL-ENC

LENGTH 550mm (21.6")

WIDTH 65mm (2.60")

HEIGHT 57mm (2.25")

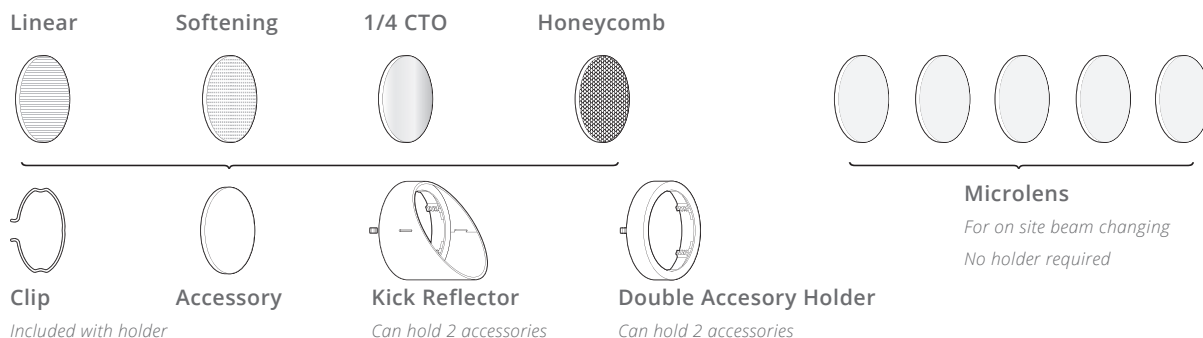


11 SERIES SPOTLIGHT ACCESSORIES

FOR USE WITH EVO 11 | RETRO 11 | MICROSPOT 11

ACCESSORIES

The 11 series track and surface spotlights can accommodate accessories with snap in accessory holders.



Double Accessory Holder

Can hold 2 accessories

HEIGHT 13mm (0.512")
DAIMETER 43mm (1.693")



PART CODE 244-BK

Kick Reflector Accessory Holder

Use only with the Glare Guard Snoot

HEIGHT 40mm (1.575")
DAIMETER 43mm (1.693")

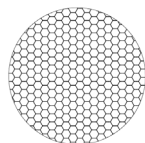


PART CODE 245-BK

Honeycomb Louvre

Enhances glare control

THICKNESS 3.2mm (0.126")
DAIMETER 37mm (1.260")



PART CODE 995-37-BK

1/4 CTO Dichroic

CCT warming : approx 300K

THICKNESS 1.8mm (0.071")
DAIMETER 37mm (1.260")




PART CODE 997-1/4CTO-37

Softening Lens

Heavy Diffusion of beam

THICKNESS 3.2mm (0.126")
DAIMETER 37mm (1.260")



PART CODE 991-37

Linear Lens

Elongates beam

THICKNESS 3.9mm (0.154")
DAIMETER 37mm (1.260")



PART CODE 992-37

Microlens

For on site beam angle changes. No holder required.

THICKNESS 1.0mm (0.039")
DAIMETER 29.5mm (1.14")



PART CODE

911-01	Ultra Narrow
911-02	Narrow
911-03	Medium
911-04	Flood
911-05	Wide Flood